

**MONTHLY REPORT OF DISBURSEMENTS**  
For the month of January 2026


Department : Department of Justice (DOJ)  
 Agency/Entity : Office of the Government Corporate Counsel  
 Operating Unit : < not applicable >  
 Organization Code (UACS) : 15 006 0000000  
 Fund Cluster : 01 - Regular Agency Fund  
 (e.g. UACS Fund Cluster: 01-Regular Agency Fund, 02-Foreign Assisted Projects Fund, 03-Special Account-Locally Funded/Domestic Grants Fund, etc.)


Particulars	Current Year Budget					Prior Year's Budget			SUB-TOTAL	Trust Liabilities	Grand Total				Remarks	
	PS	MOOE	FinEx	CO	TOTAL	Prior Year's Accounts Payable					TOTAL	PS	MOOE	CO		TOTAL
						PS	MOOE	Sub-Total								
1	2	3	4	5	6=(2+3+4+5)	7	8	11=(7+8+9+10)	18=(6+17)	22=(19+20+21)	23	24	26	27=(23+24+25+26)	28	
CASH DISBURSEMENTS	12,710,669.69	2,385,853.28	0.00	0.00	15,096,522.97	0.00	0.00	0.00	15,096,522.97	0.00	12,710,669.69	2,385,853.28	0.00	15,096,522.97		
Notice of Cash Allocation (NCA)	12,710,669.69	2,385,853.28	0.00	0.00	15,096,522.97	0.00	0.00	0.00	15,096,522.97	0.00	12,710,669.69	2,385,853.28	0.00	15,096,522.97		
MDS Checks Issued	334,714.41	245,722.67	0.00	0.00	580,437.08	0.00	0.00	0.00	580,437.08	0.00	334,714.41	245,722.67	0.00	580,437.08		
Advice to Debit Account	12,375,955.28	2,140,130.61	0.00	0.00	14,516,085.89	0.00	0.00	0.00	14,516,085.89	0.00	12,375,955.28	2,140,130.61	0.00	14,516,085.89		
Notice of Transfer Allocations (NTA)	0.00	0.00	0.00	0.00	0.00	0.00	0.00	0.00	0.00	0.00	0.00	0.00	0.00	0.00		
MDS Checks Issued	0.00	0.00	0.00	0.00	0.00	0.00	0.00	0.00	0.00	0.00	0.00	0.00	0.00	0.00		
Advice to Debit Account	0.00	0.00	0.00	0.00	0.00	0.00	0.00	0.00	0.00	0.00	0.00	0.00	0.00	0.00		
Working Fund for FAPs	0.00	0.00	0.00	0.00	0.00	0.00	0.00	0.00	0.00	0.00	0.00	0.00	0.00	0.00		
Cash Disbursement Ceiling (CDC)	0.00	0.00	0.00	0.00	0.00	0.00	0.00	0.00	0.00	0.00	0.00	0.00	0.00	0.00		
<b>TOTAL CASH DISBURSEMENTS</b>	<b>12,710,669.69</b>	<b>2,385,853.28</b>	<b>0.00</b>	<b>0.00</b>	<b>15,096,522.97</b>	<b>0.00</b>	<b>0.00</b>	<b>0.00</b>	<b>15,096,522.97</b>	<b>0.00</b>	<b>12,710,669.69</b>	<b>2,385,853.28</b>	<b>0.00</b>	<b>15,096,522.97</b>		
NON-CASH DISBURSEMENTS	174,457.45	185,955.23	0.00	0.00	360,412.68	0.00	0.00	0.00	360,412.68	0.00	174,457.45	185,955.23	0.00	360,412.68		
Tax Remittance Advices Issued (TRA)	174,457.45	185,955.23	0.00	0.00	360,412.68	0.00	0.00	0.00	360,412.68	0.00	174,457.45	185,955.23	0.00	360,412.68		
Non-Cash Availment Authority (NCAA)	0.00	0.00	0.00	0.00	0.00	0.00	0.00	0.00	0.00	0.00	0.00	0.00	0.00	0.00		
<b>TOTAL NON-CASH DISBURSEMENTS</b>	<b>174,457.45</b>	<b>185,955.23</b>	<b>0.00</b>	<b>0.00</b>	<b>360,412.68</b>	<b>0.00</b>	<b>0.00</b>	<b>0.00</b>	<b>360,412.68</b>	<b>0.00</b>	<b>174,457.45</b>	<b>185,955.23</b>	<b>0.00</b>	<b>360,412.68</b>		
<b>GRAND TOTAL</b>	<b>12,885,127.14</b>	<b>2,571,808.51</b>	<b>0.00</b>	<b>0.00</b>	<b>15,456,935.65</b>	<b>0.00</b>	<b>0.00</b>	<b>0.00</b>	<b>15,456,935.65</b>	<b>0.00</b>	<b>12,885,127.14</b>	<b>2,571,808.51</b>	<b>0.00</b>	<b>15,456,935.65</b>		


**SUMMARY**

Particulars	Previous Report	This Month	As at Date
(1)	(2)	(3)	(4)
Total Disbursement Authorities Received	0.00	23,991,165.68	23,991,165.68
NCA	0.00	23,630,753.00	23,630,753.00
NTA	0.00	0.00	0.00
Working Fund	0.00	0.00	0.00
TRA	0.00	360,412.68	360,412.68
CDC	0.00	0.00	0.00
NCAA	0.00	0.00	0.00
Less: Notice of Transfer of Allocations (NTA)* Issued	0.00	0.00	0.00
Total Disbursement Authorities Available	0.00	23,991,165.68	23,991,165.68
Less:	0.00	0.00	0.00
Lapsed NCA	0.00	0.00	0.00
Disbursements	0.00	15,456,935.65	15,456,935.65
Balance of Disbursement Authorities as at date	0.00	8,534,230.03	8,534,230.03
Total Disbursements Program	0.00	15,456,935.65	15,456,935.65
Less: *Actual Disbursements	0.00	15,456,935.65	15,456,935.65
(Over)/Under spending	0.00	0.00	0.00

Notes: \* The use of NTA is discouraged  
 Notes: \*\* Amounts should tally with the grand total disbursement (column 27).

Certified Correct:  
  
 MARIE VIC L. SISON  
 ADOF V/Budget Officer III  
 Date: February 27, 2026 03:28 PM

Recommending Approval:  
  
 RYLAN JOSEPH C. RODRIGUEZ  
 Chief Accountant I/AD  
 Date: February 28, 2026 04:26 PM

Approved By:  
  
 MARIO R. PILASPILAS  
 Government Corporate Attorney In Admin  
 Date: February 28, 2026 04:26 PM

**MONTHLY REPORT OF DISBURSEMENTS**  
For the month of February 2026


Department : Department of Justice (DOJ)  
 Agency/Entity : Office of the Government Corporate Counsel  
 Operating Unit : < not applicable >  
 Organization Code (UACS) : 15 006 0000000  
 Fund Cluster : 01 - Regular Agency Fund  
 (e.g. UACS Fund Cluster: 01-Regular Agency Fund, 02-Foreign Assisted Projects Fund, 03-Special Account-Locally Funded/Domestic Grants Fund, etc.)


Particulars	Current Year Budget					Prior Year's Budget					SUB-TOTAL	Trust Liabilities			Grand Total			Remarks
	PS	MOOE	FinEx	CO	TOTAL	Prior Year's Accounts Payable				PS		CO	TOTAL	PS	MOOE	TOTAL		
						PS	MOOE	FinEx	Sub-Total								18=(6+17)	
1	2	3	4	5	6=(2+3+4+5)	7	8	9	11=(7)	18=(6+17)	19	21	22=(19+20+21)	23	24	27=(23+24+25+26)	28	
CASH DISBURSEMENTS	19,389,761.96	3,391,106.80	0.00	0.00	22,780,868.76	0.00	0.00	0.00	0.00	22,780,868.76	0.00	0.00	0.00	19,389,761.96	3,391,106.80	22,780,868.76		
Notice of Cash Allocation (NCA)	19,389,761.96	3,391,106.80	0.00	0.00	22,780,868.76	0.00	0.00	0.00	0.00	22,780,868.76	0.00	0.00	0.00	19,389,761.96	3,391,106.80	22,780,868.76		
MDS Checks Issued	4,733,576.71	879,906.67	0.00	0.00	5,613,483.38	0.00	0.00	0.00	0.00	5,613,483.38	0.00	0.00	0.00	4,733,576.71	879,906.67	5,613,483.38		
Advice to Debit Account	14,656,185.25	2,511,200.13	0.00	0.00	17,167,385.38	0.00	0.00	0.00	0.00	17,167,385.38	0.00	0.00	0.00	14,656,185.25	2,511,200.13	17,167,385.38		
Notice of Transfer Allocations (NTA)	0.00	0.00	0.00	0.00	0.00	0.00	0.00	0.00	0.00	0.00	0.00	0.00	0.00	0.00	0.00	0.00	0.00	
MDS Checks Issued	0.00	0.00	0.00	0.00	0.00	0.00	0.00	0.00	0.00	0.00	0.00	0.00	0.00	0.00	0.00	0.00	0.00	
Advice to Debit Account	0.00	0.00	0.00	0.00	0.00	0.00	0.00	0.00	0.00	0.00	0.00	0.00	0.00	0.00	0.00	0.00	0.00	
Working Fund for FAPs	0.00	0.00	0.00	0.00	0.00	0.00	0.00	0.00	0.00	0.00	0.00	0.00	0.00	0.00	0.00	0.00	0.00	
Cash Disbursement Ceiling (CDC)	0.00	0.00	0.00	0.00	0.00	0.00	0.00	0.00	0.00	0.00	0.00	0.00	0.00	0.00	0.00	0.00	0.00	
<b>TOTAL CASH DISBURSEMENTS</b>	<b>19,389,761.96</b>	<b>3,391,106.80</b>	<b>0.00</b>	<b>0.00</b>	<b>22,780,868.76</b>	<b>0.00</b>	<b>0.00</b>	<b>0.00</b>	<b>0.00</b>	<b>22,780,868.76</b>	<b>0.00</b>	<b>0.00</b>	<b>0.00</b>	<b>19,389,761.96</b>	<b>3,391,106.80</b>	<b>22,780,868.76</b>		
NON-CASH DISBURSEMENTS	0.00	0.00	0.00	0.00	0.00	0.00	0.00	0.00	0.00	0.00	0.00	0.00	0.00	0.00	0.00	0.00	0.00	
Tax Remittance Advices Issued (TRA)	0.00	0.00	0.00	0.00	0.00	0.00	0.00	0.00	0.00	0.00	0.00	0.00	0.00	0.00	0.00	0.00	0.00	
Non-Cash Availment Authority (NCAA)	0.00	0.00	0.00	0.00	0.00	0.00	0.00	0.00	0.00	0.00	0.00	0.00	0.00	0.00	0.00	0.00	0.00	
Disbursements effected through outright deductions from claims (please specify...)	0.00	0.00	0.00	0.00	0.00	0.00	0.00	0.00	0.00	0.00	0.00	0.00	0.00	0.00	0.00	0.00	0.00	
Overpayment of expenses(e.g. personnel benefits)	0.00	0.00	0.00	0.00	0.00	0.00	0.00	0.00	0.00	0.00	0.00	0.00	0.00	0.00	0.00	0.00	0.00	
Restitution for loss of government property	0.00	0.00	0.00	0.00	0.00	0.00	0.00	0.00	0.00	0.00	0.00	0.00	0.00	0.00	0.00	0.00	0.00	
Liquidated damages and similar claims	0.00	0.00	0.00	0.00	0.00	0.00	0.00	0.00	0.00	0.00	0.00	0.00	0.00	0.00	0.00	0.00	0.00	
Others(TEF, BTR-Documentary Stamp Tax, etc.)	0.00	0.00	0.00	0.00	0.00	0.00	0.00	0.00	0.00	0.00	0.00	0.00	0.00	0.00	0.00	0.00	0.00	
<b>TOTAL NON-CASH DISBURSEMENTS</b>	<b>0.00</b>	<b>0.00</b>	<b>0.00</b>	<b>0.00</b>	<b>0.00</b>	<b>0.00</b>	<b>0.00</b>	<b>0.00</b>	<b>0.00</b>	<b>0.00</b>	<b>0.00</b>	<b>0.00</b>	<b>0.00</b>	<b>0.00</b>	<b>0.00</b>	<b>0.00</b>	<b>0.00</b>	
<b>GRAND TOTAL</b>	<b>19,389,761.96</b>	<b>3,391,106.80</b>	<b>0.00</b>	<b>0.00</b>	<b>22,780,868.76</b>	<b>0.00</b>	<b>0.00</b>	<b>0.00</b>	<b>0.00</b>	<b>22,780,868.76</b>	<b>0.00</b>	<b>0.00</b>	<b>0.00</b>	<b>19,389,761.96</b>	<b>3,391,106.80</b>	<b>22,780,868.76</b>		



**SUMMARY**

Particulars	Previous Report	This Month	As at Date
(1)	(2)	(3)	(4)
Total Disbursement Authorities Received	23,991,165.68	24,054,118.00	48,045,283.68
NCA	23,630,753.00	24,054,118.00	47,684,871.00
NTA	0.00	0.00	0.00
Working Fund	0.00	0.00	0.00
TRA	360,412.68	0.00	360,412.68
CDC	0.00	0.00	0.00
NCAA	0.00	0.00	0.00
Less: Notice of Transfer of Allocations (NTA)* issued	0.00	0.00	0.00
Total Disbursement Authorities Available	23,991,165.68	24,054,118.00	48,045,283.68
Less:	0.00	0.00	0.00
Lapsed NCA	0.00	0.00	0.00
Disbursements	15,456,935.65	22,780,868.76	38,237,804.41
Less: Other Non-Cash Disbursements	0.00	0.00	0.00
Disbursements effected through outright deductions from claims	0.00	0.00	0.00
Balance of Disbursement Authorities as at date	8,534,230.03	1,273,249.24	9,807,479.27
Total Disbursements Program	15,456,935.65	22,780,868.76	38,237,804.41
Less: *Actual Disbursements	15,456,935.65	22,780,868.76	38,237,804.41
(Over)/Under spending	0.00	0.00	0.00

Notes: \* The use of NTA is discouraged  
 Notes: \*\* Amounts should tally with the grand total disbursement (column 27).

Certified Correct:  
  
 MARIÉ VIC L. SISON  
 ADC - V/Budget Officer III  
 Date: March 10, 2026 03:24 PM

Recommending Approval:  
  
 RYAN JOSEPH C. ROBRIGUEZ  
 Chief Accountant FMD  
 Date:

Approved By:  
  
  
 MARIO R. PILASPILAS  
 Government Corporate Attorney IV  
 Date: March 10, 2026 03:26 PM