

FY 2026 MONTHLY DISBURSEMENT PROGRAM
(In Thousand Pesos)

Department : Department of Justice (DOJ)
 Agency/Entity : Office of the Government Corporate Counsel
 Operating Unit : < not applicable >
 Organization Code (UACS) : 15 006 0000000

Particulars	UACS CODE	Total Programs	Tax Remittance Advice (TRA)	Net Program	Full Year Requirement																	Full Year Total
					QUARTER 1				QUARTER 2				QUARTER 3				QUARTER 4					
					January	February	March	Sub Total	April	May	June	Sub Total	July	August	September	Sub Total	October	November	December	Sub Total		
1	2	3	4	5	6	7	8	9=6+7+8	10	11	12	13=10+11+12	14	15	16	17=14+15+16	18	19	20	21=18+19+20	22	
I. NOTICE OF CASH ALLOCATION		381,870	19,628	362,242	24,160	26,832	26,774	79,766	25,593	48,004	22,093	95,690	24,551	31,001	22,093	77,645	29,213	57,139	22,789	109,141	362,242	
A. Fiscal Year's (FY) Budget		316,656	16,439	300,217	22,093	22,093	22,093	66,279	24,213	41,323	22,093	87,629	22,371	22,093	22,093	66,557	22,094	34,869	22,789	79,752	300,217	
New GAA		304,017	16,439	287,578	21,040	21,040	21,040	63,120	23,160	40,270	21,040	84,470	21,318	21,040	21,040	63,398	21,040	33,815	21,735	76,590	287,578	
GAAAG (ANNEX A)		304,017	16,439	287,578	21,040	21,040	21,040	63,120	23,160	40,270	21,040	84,470	21,318	21,040	21,040	63,398	21,040	33,815	21,735	76,590	287,578	
Specific Budgets of National Government Agencies	1 01 101	304,017	16,439	287,578	21,040	21,040	21,040	63,120	23,160	40,270	21,040	84,470	21,318	21,040	21,040	63,398	21,040	33,815	21,735	76,590	287,578	
PS		207,827	11,820	196,007	14,101	14,101	14,101	42,303	15,039	26,206	14,101	55,346	14,379	14,101	14,101	42,581	14,101	26,876	14,800	55,777	196,007	
MOOE		87,640	4,382	83,258	6,939	6,939	6,939	20,817	8,939	6,939	6,939	20,817	6,939	6,939	6,939	20,817	6,939	6,939	6,935	20,813	83,264	
CO		8,744	437	8,307	0	0	0	0	1,182	7,125	0	8,307	0	0	0	0	0	0	0	0	8,307	
Automatic Appropriation		12,639	0	12,639	1,053	1,053	1,053	3,159	1,053	1,053	1,053	3,159	1,053	1,053	1,053	3,159	1,054	1,054	1,054	3,162	12,639	
Retirement and Life Insurance Premiums	1 04 102	12,639	0	12,639	1,053	1,053	1,053	3,159	1,053	1,053	1,053	3,159	1,053	1,053	1,053	3,159	1,054	1,054	1,054	3,162	12,639	
PS		12,639	0	12,639	1,053	1,053	1,053	3,159	1,053	1,053	1,053	3,159	1,053	1,053	1,053	3,159	1,054	1,054	1,054	3,162	12,639	
B. Prior Year (PY) Obligation		59,645	2,911	56,734	2,067	4,301	6,681	13,049	622	6,681	0	7,303	1,652	8,908	0	10,560	3,552	22,270	0	25,822	56,734	
Prior Year Accounts Payable		2,101	34	2,067	2,067	0	0	2,067	0	0	0	0	0	0	0	0	0	0	0	0	2,067	
PS		1,416	0	1,416	1,416	0	0	1,416	0	0	0	0	0	0	0	0	0	0	0	0	1,416	
MOOE		685	34	651	651	0	0	651	0	0	0	0	0	0	0	0	0	0	0	0	651	
Not Yet Due and Demandable		57,544	2,877	54,667	0	4,301	6,681	10,982	622	6,681	0	7,303	1,652	8,908	0	10,560	3,552	22,270	0	25,822	54,667	
MOOE		49,278	2,464	46,814	0	0	6,681	6,681	622	6,681	0	7,303	1,652	8,908	0	10,560	0	22,270	0	22,270	46,814	
CO		8,266	413	7,853	0	4,301	0	4,301	0	0	0	0	0	0	0	0	0	3,552	0	3,552	7,853	
TOTAL PROGRAM, PY OBLIGATION		59,645	2,911	56,734	2,067	4,301	6,681	13,049	622	6,681	0	7,303	1,652	8,908	0	10,560	3,552	22,270	0	25,822	56,734	
PS		1,416	0	1,416	1,416	0	0	1,416	0	0	0	0	0	0	0	0	0	0	0	0	1,416	
MOOE		49,963	2,496	47,465	651	0	6,681	7,332	622	6,681	0	7,303	1,652	8,908	0	10,560	0	22,270	0	22,270	47,465	
CO		8,266	413	7,853	0	4,301	0	4,301	0	0	0	0	0	0	0	0	0	3,552	0	3,552	7,853	
C. OTHERS		5,569	278	5,291	0	438	0	438	758	0	0	758	528	0	0	528	3,567	0	0	3,567	5,291	
Unobligated Allotment		5,569	278	5,291	0	438	0	438	758	0	0	758	528	0	0	528	3,567	0	0	3,567	5,291	
MOOE		2,719	136	2,583	0	438	0	438	758	0	0	758	528	0	0	528	859	0	0	859	2,583	
CO		2,850	142	2,708	0	0	0	0	0	0	0	0	0	0	0	0	0	0	0	0	2,708	
TOTAL, NCA PROGRAM		381,870	19,628	362,242	24,160	26,832	26,774	79,766	25,593	48,004	22,093	95,690	24,551	31,001	22,093	77,645	29,213	57,139	22,789	109,141	362,242	
PS		221,662	11,620	210,062	16,570	15,154	15,154	46,878	16,092	27,299	15,154	58,505	15,432	15,154	15,154	45,740	15,155	27,930	15,854	58,639	210,062	
MOOE		140,328	7,018	133,312	7,590	7,377	13,620	26,587	8,319	13,620	6,939	29,878	9,119	15,847	6,939	31,905	7,708	29,209	6,935	43,942	133,312	
CO		19,880	992	18,888	0	4,301	0	4,301	1,182	7,125	0	8,307	0	0	0	0	0	0	0	6,290	18,868	
IV. TAX REMITTANCE ADVICE		0	19,628	19,628	1,367	1,582	1,885	4,634	1,468	2,060	1,333	4,861	1,448	1,802	1,334	4,584	1,708	2,506	1,335	5,549	19,628	
PS		0	11,620	11,620	968	968	968	2,904	968	968	968	2,904	968	968	969	2,906	969	969	968	968	2,906	11,620
MOOE		0	7,018	7,018	399	388	717	1,504	438	717	365	1,520	480	833	365	1,678	410	1,537	367	2,314	7,018	
CO		0	992	992	0	226	0	226	62	375	0	437	0	0	0	0	329	0	0	329	992	
V. TOTAL DISBURSEMENT PROGRAM		381,870	19,628	362,242	25,527	28,414	30,459	84,400	27,061	50,064	23,426	100,551	25,999	32,803	23,427	82,229	30,921	59,645	24,124	114,690	381,870	

Department : Department of Justice (DOJ)
 Agency/Entity : Office of the Government Corporate Counsel
 Operating Unit : < not applicable >
 Organization Code : 15 006 0000000
 (UACS)

Particulars	UACS CODE	Total Programs	Tax Remittance Advice (TRA)	Net Program	Full Year Requirement																	Total
					QUARTER 1			QUARTER 2			QUARTER 3			QUARTER 4			Full Year					
					January	February	March	April	May	June	July	August	September	October	November	December						
6	7	8	9=6+7+8	10	11	12	13=10+11+12	14	15	16	17=14+15+16	18	19	20	21=18+19+20	22						
PS		221,882	11,620	210,062	17,538	16,122	19,122	49,782	17,060	28,227	16,122	61,409	16,400	16,123	16,123	48,646	16,124	28,999	16,822	61,845	221,682	
MOOE		140,328	7,016	133,312	7,989	7,765	14,337	30,091	8,757	14,337	7,354	30,398	9,599	16,680	7,304	33,583	8,208	30,745	7,302	46,256	140,328	
CO		16,800	992	18,868	0	4,527	0	4,527	1,244	7,500	0	8,744	0	0	0	0	6,589	0	0	6,589	19,860	

Certified Correct:


 MARIE VIC L. SISON
 BUDGET OFFICER III
 Date:

Certified Correct:


 RYAN JOSEPH C. RODRIGUEZ
 CHIEF ACCOUNTANT
 Date:

Recommending Approval By:


 ISABELITA D. VELEÑA
 AGC for Admin
 Date:

Approved By:


 SOLOMON M. HERMOSURA
 GOVERNMENT CORPORATE COUNSEL
 Date: *he*

STATEMENT OF APPROPRIATIONS, ALLOTMENTS, OBLIGATIONS, DISBURSEMENTS AND BALANCES
As at the Quarter Ending December 31, 2025

Department of Justice (DOJ)
Agency/Entity: Office of the Government Corporate Counsel
Operating Unit: not applicable
Organization Code (UACS): 15 006 000000
Fund Cluster: 01 - Regular Agency Fund

X - Current Year Appropriations
Supplemental Appropriations
Continuing Appropriations

(e.g. UACS Fund Cluster: 01-Regular Agency Fund, 02-Foreign Assisted Projects Fund, 03-Special Account-Locally Funded/Domestic Grants Fund, and 04-Special Account-Foreign Assisted/Foreign Grants Fund)

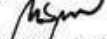
Table with columns: Particulars, UACS CODE, Appropriations adjustments, Current Year Obligations (1st-4th Quarter, Total), Current Year Disbursements (1st-4th Quarter, Total), Balances (Unexpended Appropriations, Unobligated Allotments, Unpaid Obligations).

Department : Department of Justice (DOJ)
 Agency/Entity : Office of the Government Corporate Counsel
 Operating Unit : < not applicable >
 Organization Code (UACS) : 18 006 0050000
 Fund Cluster : 01 - Regular Agency Fund
 (e.g. UACS Fund Cluster: 01-Regular Agency Fund, 02-Foreign Assisted Projects Fund, 03-Special Account-Locally Funded/Domestic Grants Fund, and 04-Special Account-Foreign Assisted/Foreign Grants Fund)


Current Year Appropriations
 Supplemental Appropriations
 Continuing Appropriations

Particulars	UACS CODE	Appropriations		Allotments		Current Year Obligations					Current Year Disbursements				Balances								
		Authorized Appropriations	Adjustments (Transfer To/From, Modifications/ Augmentations)	Adjusted Appropriations	Allotments Received	Adjustments (Reductions, Modifications/ Augmentations)	Adjusted Allotments	1st Quarter Ending March 31	2nd Quarter Ending June 30	3rd Quarter Ending September 30	4th Quarter Ending December 31	Total	1st Quarter Ending March 31	2nd Quarter Ending June 30	3rd Quarter Ending September 30	4th Quarter Ending December 31	Total	Unreleased Appropriations	Unobligated Allotments	Unpaid Obligations (15-20)(21-24)			
1	2	3	4	5=3+4	6	7	8=5+7+4+6	9	10	11	12	13	14	15=(9+10+11+12)	16	17	18	19	20=(16+17+18+19)	21	22	23	24
PS		0.00	84,363,419.00	84,363,419.00	0.00	84,363,419.00	84,363,419.00	18,522,459.54	22,367,241.37	3,578,647.00	35,254,693.11	81,820,790.02	18,722,429.54	25,367,241.37	3,876,847.00	84,939,498.11	82,424,790.02	0.00	2,424,698.98	1,418,000.00	0.00		
GRAND TOTAL		298,441,000.00	87,342,142.00	385,783,142.00	301,719,733.00	84,062,419.00	395,783,142.00	70,133,877.11	85,897,364.74	88,261,211.73	194,921,596.68	358,814,379.48	72,132,877.11	82,792,890.92	83,392,667.48	82,733,390.38	328,942,395.81	328,942,395.81	0.00	6,869,892.67	2,359,234.76	90,582,659.87	
PS		184,140,000.00	81,742,142.00	275,882,142.00	181,418,733.00	86,403,419.00	278,882,142.00	61,281,394.58	82,321,214.48	50,033,898.82	80,938,269.82	274,424,935.26	61,531,594.58	81,376,894.10	80,878,470.96	79,122,465.62	273,006,935.26	273,006,935.26	0.00	1,427,206.72	1,619,000.00	0.00	
MOOE		107,361,000.00	14,400,000.00	121,761,000.00	107,361,000.00	18,400,000.00	122,961,000.00	8,901,882.54	13,236,687.28	15,262,826.25	83,136,321.23	126,299,819.29	8,621,882.54	11,416,348.77	15,599,668.88	14,810,334.68	90,238,932.67	90,238,932.67	0.00	2,661,193.71	783,234.76	49,277,699.87	
CO		6,940,000.00	0.00	6,940,000.00	6,940,000.00	0.00	6,940,000.00	0.00	0.00	2,814,527.88	1,375,000.00	4,969,527.88	0.00	0.00	2,814,527.88	0.00	2,814,527.88	0.00	2,850,472.14	0.00	1,375,000.00		
Reconciliation by DO																							
LEGAL SERVICES FOR GOVERNMENT CORPORATIONS PROGRAM		133,186,000.00	0.00	133,186,000.00	133,186,000.00	0.00	133,186,000.00	32,801,124.67	45,839,501.66	37,824,198.12	15,308,980.00	122,403,363.34	33,891,124.67	45,939,501.66	37,891,429.12	14,126,000.10	131,618,664.44	131,618,664.44	0.00	705,634.88	930,401.13	654,896.77	


Certified Correct:


 MARIE VIC L. SISON
 ADOF V/Budget Officer III
 Date: February 2, 2026 08:34 AM

Certified Correct:


 RYAN JOSEPH C. RODRIGUEZ
 Chief Accountant
 Date: February 2, 2026 08:34 AM

Recommending Approval By:


 ISABELITA D. VELEÑA
 AGCC for Admin
 Date: February 2, 2026 09:28 AM

Approved By:


 SOLOMON M. HERMOSURA
 Government Corporate Counsel
 Date: February 2, 2026 09:33 AM

SUMMARY OF APPROPRIATIONS, ALLOTMENTS, OBLIGATIONS, DISBURSEMENTS AND BALANCES BY OBJECT OF EXPENDITURES
As at the Quarter Ending December 31, 2025

Department : Department of Justice (DOJ)
 Agency/Entity : Office of the Government Corporate Counsel
 Operating Unit : < not applicable >
 Organization Code (UACS) : 15 006 000000
 Fund Cluster : 01 - Regular Agency Fund
 (e.g. UACS Fund Cluster: 01-Regular Agency Fund, 02-Foreign Assisted Projects Fund, 03-Special Account-Locally Funded/Domestic Grants Fund, and 04-Special Account-Foreign Assisted/Foreign Grants Fund)

X	Current Year Appropriations
	Supplemental Appropriations
	Continuing Appropriations

Particulars	UACS CODE	Appropriations					Obligations					Disbursements				Balances					
		Authorized Appropriations	(Transfer To/From, Modifications, Appropriations)	Adjusted Appropriations	Allotments Received	Adjustments (Reductions, Modifications, Appropriations)	Adjusted Allotments	1st Quarter Ending March 31	2nd Quarter Ending June 30	3rd Quarter Ending September 30	4th Quarter Ending December 31	Total	1st Quarter Ending March 31	2nd Quarter Ending June 30	3rd Quarter Ending September 30	4th Quarter Ending December 31	Total	Unreleased Appropriations	Unobligated Allotments	Unpaid Obligations (15.20)+(23+24)	Due and Demandable
1	2	3	4	5(3+4)	6	7	10(9)+(17)+8(2)	11	12	13	14	15(11)+(12)+(13)+14	16	17	18	19	20(16)+(17)+(18)+19	21+(5-16)	22+(10-15)	23	24
SUMMARY		398,441,000.00	87,342,142.00	385,793,142.00	30,178,723.00	84,983,419.00	395,783,142.00	70,133,877.11	93,857,363.74	88,201,211.73	144,351,586.85	378,814,275.43	76,153,577.11	82,792,959.92	88,392,887.48	93,733,209.39	326,052,634.91	0.00	8,948,882.57	2,269,224.75	85,852,458.87
A. AGENCY SPECIFIC BUDGET		286,119,000.00	0.00	286,119,000.00	286,119,000.00	0.00	286,119,000.00	49,736,165.34	67,337,363.38	62,381,806.49	104,300,448.67	282,476,202.88	48,736,165.34	65,417,561.90	62,488,533.39	64,479,093.12	231,153,318.28	0.00	8,642,787.12	793,224.75	85,852,458.87
Personnel Services		172,918,000.00	4,400,000.00	177,318,000.00	173,818,000.00	6,400,000.00	179,218,000.00	40,134,177.73	54,601,215.13	44,064,337.28	35,867,128.44	179,066,868.73	40,134,177.73	64,041,216.13	64,084,337.28	35,867,128.44	178,988,568.73	0.00	131,141.27	0.00	0.00
Salaries and Wages		129,383,000.00	1,490,635.91	129,832,635.91	126,393,666.00	1,490,635.91	128,833,626.91	25,872,063.49	37,179,654.48	38,311,622.93	35,471,394.97	128,933,835.91	33,812,562.88	37,178,564.48	38,311,622.93	35,471,394.97	128,833,635.91	0.00	0.00	0.00	0.00
Salaries and Wages - Regular	501010200	116,938,000.00	3,674,504.41	122,509,504.41	118,979,500.00	3,674,504.41	122,659,504.41	32,429,874.78	34,876,152.71	36,140,028.83	19,160,816.11	122,659,504.41	32,426,874.78	34,876,152.71	36,140,028.83	19,160,816.11	122,659,504.41	0.00	0.00	0.00	0.00
Base Salary - Civilian	501010101	116,938,000.00	3,674,504.41	122,609,504.41	118,995,500.00	3,674,504.41	122,609,504.41	32,429,874.78	34,876,152.71	36,140,028.83	19,160,816.11	122,609,504.41	32,426,874.78	34,876,152.71	36,140,028.83	19,160,816.11	122,609,504.41	0.00	0.00	0.00	0.00
Salaries and Wages - Casual/Contractual	501010200	5,480,000.00	< 2,233,699.50 >	5,246,300.50	5,480,000.00	< 2,233,699.50 >	5,480,000.00	7,264,131.50	1,447,208.99	2,297,371.78	2,177,332.99	1,310,776.88	1,447,208.99	2,298,371.75	2,177,332.99	1,310,776.88	5,246,300.50	0.00	0.00	0.00	0.00
Other Compensation		42,003,000.00	296,765.48	42,349,765.48	43,053,000.00	296,765.48	43,349,765.48	8,488,292.71	15,806,871.78	4,829,237.50	18,987,408.88	43,303,812.85	8,488,292.71	18,989,377.78	4,829,237.50	18,987,408.88	43,303,812.85	0.00	48,872.78	0.00	0.00
Personal Economic Relief Allowance (PERA)	501020100	3,096,000.00	454.54	3,096,454.54	3,096,000.00	454.54	3,096,454.54	794,363.64	850,363.64	863,181.80	575,545.48	3,096,454.54	794,363.64	850,363.64	863,181.80	575,545.48	3,096,454.54	0.00	0.00	0.00	0.00
PERA - Civilian	501020101	3,096,000.00	454.54	3,096,454.54	3,096,000.00	454.54	3,096,454.54	794,363.64	850,363.64	863,181.80	575,545.48	3,096,454.54	794,363.64	850,363.64	863,181.80	575,545.48	3,096,454.54	0.00	0.00	0.00	0.00
Representation Allowance (RA)	501020200	6,702,000.00	< 996,825.00 >	6,105,375.00	6,702,000.00	< 996,825.00 >	6,105,375.00	1,802,000.00	1,787,375.00	1,891,375.00	624,825.00	6,105,375.00	1,802,000.00	1,787,375.00	1,891,375.00	624,825.00	6,105,375.00	0.00	0.00	0.00	0.00
Transportation Allowance (TA)	501030000	6,703,000.00	< 178,500.00 >	6,524,500.00	6,703,000.00	< 178,500.00 >	6,524,500.00	3,983,500.00	3,983,500.00	4,053,875.00	612,125.00	6,524,500.00	3,983,500.00	3,983,500.00	4,053,875.00	612,125.00	6,524,500.00	0.00	0.00	0.00	0.00
Transportation Allowance (TA)	501030001	6,703,000.00	< 178,500.00 >	6,524,500.00	6,703,000.00	< 178,500.00 >	6,524,500.00	3,983,500.00	3,983,500.00	4,053,875.00	612,125.00	6,524,500.00	3,983,500.00	3,983,500.00	4,053,875.00	612,125.00	6,524,500.00	0.00	0.00	0.00	0.00
Costing/Uniform Allowance	501020400	803,000.00	< 91,000.00 >	699,000.00	803,000.00	< 91,000.00 >	699,000.00	84,000.00	83,000.00	84,000.00	0.00	84,000.00	84,000.00	83,000.00	84,000.00	0.00	84,000.00	0.00	0.00	0.00	0.00
Costing/Uniform Allowance - Civilian	501020401	803,000.00	< 91,000.00 >	699,000.00	803,000.00	< 91,000.00 >	699,000.00	84,000.00	83,000.00	84,000.00	0.00	84,000.00	84,000.00	83,000.00	84,000.00	0.00	84,000.00	0.00	0.00	0.00	0.00
Longevity Pay (LP)	501021200	3,087,000.00	< 2,408,862.21 >	688,137.79	3,087,000.00	< 2,408,862.21 >	688,137.79	315,429.07	160,459.12	172,937.79	115,267.84	688,137.79	315,429.07	160,459.12	172,937.79	115,267.84	688,137.79	0.00	0.00	0.00	0.00
Longevity Pay - Civilian	501021201	3,087,000.00	< 2,408,862.21 >	688,137.79	3,087,000.00	< 2,408,862.21 >	688,137.79	315,429.07	160,459.12	172,937.79	115,267.84	688,137.79	315,429.07	160,459.12	172,937.79	115,267.84	688,137.79	0.00	0.00	0.00	0.00
Dvertime and Night Pay	501021300	0.00	< 29,314.07 >	29,314.07	0.00	< 29,314.07 >	29,314.07	0.00	0.00	29,314.07	8,744.33	29,314.07	0.00	0.00	0.00	29,314.07	0.00	0.00	0.00	0.00	0.00
Dvertime Pay	501021301	0.00	< 29,314.07 >	29,314.07	0.00	< 29,314.07 >	29,314.07	0.00	0.00	29,314.07	8,744.33	29,314.07	0.00	0.00	0.00	29,314.07	0.00	0.00	0.00	0.00	0.00
Year End Bonus	501021400	8,911,000.00	< 242,950.00 >	8,670,050.00	8,911,000.00	< 242,950.00 >	8,670,050.00	0.00	0.00	8,670,050.00	0.00	8,670,050.00	0.00	0.00	0.00	8,670,050.00	0.00	0.00	0.00	0.00	0.00
Bonus - Civilian	501021401	8,911,000.00	< 242,950.00 >	8,670,050.00	8,911,000.00	< 242,950.00 >	8,670,050.00	0.00	0.00	8,670,050.00	0.00	8,670,050.00	0.00	0.00	0.00	8,670,050.00	0.00	0.00	0.00	0.00	0.00
Cash DR	501021500	845,000.00	< 845,000.00 >	0.00	845,000.00	< 845,000.00 >	0.00	0.00	0.00	0.00	0.00	0.00	0.00	0.00	0.00	0.00	0.00	0.00	0.00	0.00	0.00
Cash DR - Civilian	501021501	845,000.00	< 845,000.00 >	0.00	845,000.00	< 845,000.00 >	0.00	0.00	0.00	0.00	0.00	0.00	0.00	0.00	0.00	0.00	0.00	0.00	0.00	0.00	0.00
Mid-Year Bonus - Civilian	501021600	8,911,000.00	< 1,483,864.00 >	11,374,864.00	8,911,000.00	< 1,483,864.00 >	11,374,864.00	0.00	11,323,880.00	51,304.00	0.00	11,374,864.00	0.00	11,323,880.00	51,304.00	0.00	11,374,864.00	0.00	0.00	0.00	0.00
Mid-Year Bonus - Civilian	501021601	8,911,000.00	< 1,483,864.00 >	11,374,864.00	8,911,000.00	< 1,483,864.00 >	11,374,864.00	0.00	11,323,880.00	51,304.00	0.00	11,374,864.00	0.00	11,323,880.00	51,304.00	0.00	11,374,864.00	0.00	0.00	0.00	0.00
Other Bonuses and Allowances	501029900	1,096,000.00	< 3,314,000.00 >	4,410,000.00	1,096,000.00	< 3,314,000.00 >	4,410,000.00	0.00	0.00	4,353,027.25	4,353,027.25	0.00	0.00	4,353,027.25	4,353,027.25	0.00	4,353,027.25	0.00	48,872.75	0.00	0.00
Collective Negotiation Agreement Incentive - Civilian	501029901	0.00	< 4,400,000.00 >	4,400,000.00	0.00	< 4,400,000.00 >	4,400,000.00	0.00	0.00	4,353,027.25	4,353,027.25	0.00	0.00	4,353,027.25	4,353,027.25	0.00	4,353,027.25	0.00	48,872.75	0.00	0.00
Productivity Enhancement Incentive - Civilian	501029902	845,000.00	< 845,000.00 >	0.00	845,000.00	< 845,000.00 >	0.00	0.00	0.00	0.00	0.00	0.00	0.00	0.00	0.00	0.00	0.00	0.00	0.00	0.00	0.00
Anniversary Bonus - Civilian	501029903	441,000.00	< 441,000.00 >	0.00	441,000.00	< 441,000.00 >	0.00	0.00	0.00	0.00	0.00	0.00	0.00	0.00	0.00	0.00	0.00	0.00	0.00	0.00	0.00
Personal Benefit Contributions		2,789,000.00	< 198,292.73 >	2,627,707.27	2,789,000.00	< 198,292.73 >	2,627,707.27	786,897.50	777,551.43	807,384.11	289,776.17	2,627,707.27	786,897.50	777,551.43	807,384.11	289,776.17	2,627,707.27	0.00	0.00	0.00	0.00
Pay-BIG Contributions	501030000	310,000.00	< 25,200.00 >	284,800.00	310,000.00	< 25,200.00 >	284,800.00	78,600.00	86,400.00	88,200.00	29,800.00	284,800.00	78,600.00	86,400.00	88,200.00	29,800.00	284,800.00	0.00	0.00	0.00	0.00
Pay-BIG - Civilian	501030001	310,000.00	< 25,200.00 >	284,800.00	310,000.00	< 25,200.00 >	284,800.00	78,600.00	86,400.00	88,200.00	29,800.00	284,800.00	78,600.00	86,400.00	88,200.00	29,800.00	284,800.00	0.00	0.00	0.00	0.00
Health Contributions	501030000	2,329,000.00	< 173,072.73 >	2,155,927.27	2,329,000.00	< 173,072.73 >	2,155,927.27	1,942,247.50	1,941,151.43	1,941,184.11	269,976.17	2,155,927.27	1,942,247.50	1,941,151.43	1,941,184.11	269,976.17	2,155,927.27	0.00	0.00	0.00	0.00
Health - Civilian	501030001	2,329,000.00	< 173,072.73 >	2,155,927.27	2,329,000.00	< 173,072.73 >	2,155,927.27	1,942,247.50	1,941,151.43	1,941,184.11	269,976.17	2,155,927.27	1,942,247.50	1,941,151.43	1,941,						

Department : Department of Justice (DOJ)
 Agency/Unit : Office of the Government Corporate Counsel
 Operating Unit : < not applicable >
 Organization Code (UACS) : 15 006 0000009
 Fund Cluster : 01 - Regular Agency Fund

(e.g. UACS Fund Cluster: 01-Regular Agency Fund, 02-Foreign Assisted Projects Fund, 03-Special Account-Locally Funded/Domestic Grants Fund, and 04-Special Account-Foreign Assisted/Foreign Grants Fund)

X Current Year Appropriations
 Supplemental Appropriations
 Continuing Appropriations

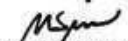
Particulars	UACS CODE	Appropriations				Adjustments			Obligations					Disbursements				Balances					
		Authorized Appropriations	(Transfer To/From, Modification/Amendment)	Adjusted Appropriations	Allotments Received	Adjustments (Reductions, Modifications, Augmentations)	Adjusted Allotments	1st Quarter Ending March 31	2nd Quarter Ending June 30	3rd Quarter Ending September 30	4th Quarter Ending December 31	Total	1st Quarter Ending March 31	2nd Quarter Ending June 30	3rd Quarter Ending September 30	4th Quarter Ending December 31	Total	Unreleased Appropriations	Unobligated Allotments	Unpaid Obligations (15-20)(21-24)	Due and Demandable	Not Yet Due and Demandable	
1	2	3	4	5	6	7	8	9	10	11	12	13	14	15	16	17	18	19	20	21	22	23	24
Training Expenses	5020201002	4,061,000.00	2,197,000.00	6,198,000.00	6,691,000.00	2,197,000.00	3,198,000.00	1,134,958.79	2,273,997.95	3,363,261.18	1,592,909.69	6,106,127.59	1,114,958.79	2,370,997.95	3,363,261.18	1,024,159.33	2,808,577.23	0.00	62,872.41	107,810.27	183,940.09		
Supplies and Materials Expenses		15,242,000.00	(4,331,898.18)	8,891,101.84	16,242,000.00	(4,331,898.18)	9,334,118.84	666,812.15	1,226,277.21	1,167,314.81	3,554,989.49	8,897,794.48	666,812.15	1,226,277.21	1,167,314.81	2,384,478.81	8,897,794.48	0.00	82,334.38	276,142.09	483,898.68		
Office Expense Expenses	5020301000	6,004,000.00	(3,419,800.00)	3,006,200.00	6,026,000.00	(3,419,800.00)	2,606,200.00	893,891.12	425,781.80	1,114,418.08	2,596,768.69	368,208.88	893,891.12	425,781.80	640,208.40	2,025,398.97	0.00	0.00	80,250.00	483,900.00			
ICT Office Expense	5020301001	5,500,000.00	(1,174,800.00)	305,200.00	1,800,000.00	(1,174,800.00)	305,200.00	15,000.00	99,000.00	88,700.00	88,700.00	75,000.00	99,000.00	88,700.00	99,000.00	244,800.00	0.00	0.00	0.00	0.00			
Office Expense Expense	5020301002	4,524,000.00	(2,245,000.00)	2,281,000.00	4,226,000.00	(2,245,000.00)	2,281,000.00	818,891.12	326,781.80	1,025,718.08	2,718,068.69	313,508.88	818,891.12	326,781.80	521,198.40	1,780,800.00	0.00	0.00	80,250.00	483,900.00			
Fuel, Oil and Lubricants Expense	5020302000	1,177,000.00	(703,000.00)	474,000.00	1,177,000.00	(703,000.00)	474,000.00	147,120.80	101,237.48	121,532.11	102,548.57	471,830.97	147,120.80	101,237.48	121,532.11	322,344.57	0.00	0.00	2,064.00	0.00			
Semi-Conductors Machinery and Equipment	5020302100	93,000.00	(263,888.18)	167,110.84	93,000.00	(263,888.18)	167,110.84	0.00	69,640.00	0.00	49,800.00	118,640.00	0.00	69,640.00	0.00	49,800.00	0.00	0.00	118,640.00	0.00	0.00		
Office Equipment	5020302102	93,000.00	(263,888.18)	167,110.84	93,000.00	(263,888.18)	167,110.84	0.00	69,640.00	0.00	49,800.00	118,640.00	0.00	69,640.00	0.00	49,800.00	0.00	0.00	118,640.00	0.00	0.00		
Semi-Conductors Furniture, Fixtures and Books	5020302200	1,000,000.00	(1,000,000.00)	0.00	1,000,000.00	(1,000,000.00)	0.00	0.00	0.00	0.00	0.00	0.00	0.00	0.00	0.00	0.00	0.00	0.00	0.00	0.00	0.00		
Furniture and Fixtures	5020302301	1,000,000.00	(1,000,000.00)	0.00	1,000,000.00	(1,000,000.00)	0.00	0.00	0.00	0.00	0.00	0.00	0.00	0.00	0.00	0.00	0.00	0.00	0.00	0.00	0.00		
Other Supplies and Materials Expenses	5020303000	1,828,000.00	(1,154,800.00)	2,660,200.00	1,828,000.00	(1,154,800.00)	2,660,200.00	37,188.50	304,308.76	560,620.80	1,668,318.84	2,644,441.84	37,188.50	304,308.76	560,620.80	1,482,434.84	2,644,441.84	0.00	36,394.16	195,892.00			
Utility Expenses		4,372,000.00	(2,234,888.88)	2,337,111.12	4,372,000.00	(2,234,888.88)	2,337,111.12	811,462.79	804,322.44	874,138.88	593,567.88	3,084,492.28	811,462.79	804,322.44	874,138.88	668,887.88	2,660,888.28	0.00	166,310.90	8.88	8.88		
Water Expenses	5020401000	72,000.00	(30,000.00)	50,000.00	72,000.00	(30,000.00)	50,000.00	8,400.00	16,337.00	13,000.00	5,637.00	30,000.00	8,400.00	16,337.00	13,000.00	13,000.00	30,000.00	0.00	1,360.00	0.00	0.00		
Electricity Expenses	5020402000	4,300,000.00	(2,010,000.00)	2,188,000.00	4,300,000.00	(2,010,000.00)	2,188,000.00	323,022.79	543,188.68	581,525.98	375,267.88	3,000,000.00	323,022.79	543,188.68	581,525.98	2,000,000.00	0.00	184,847.00	0.00	0.00			
Communication Expenses		4,124,000.00	750,000.00	4,874,000.00	4,124,000.00	750,000.00	4,874,000.00	818,471.43	1,306,473.80	1,318,331.26	1,319,828.19	4,844,863.68	818,471.43	1,306,473.80	1,318,331.26	1,346,888.19	4,844,863.68	0.00	18,186.89	22,840.00			
Postage and Courier Services	5020501000	940,000.00	(228,420.00)	611,580.00	940,000.00	(228,420.00)	611,580.00	143,265.00	42,250.00	21,785.00	141,580.00	143,265.00	143,265.00	42,250.00	21,785.00	141,580.00	143,265.00	0.00	0.00	0.00			
Telephone Expenses	5020502000	1,350,000.00	2,100,420.00	8,400,420.00	1,350,000.00	2,100,420.00	3,450,420.00	576,600.00	1,028,737.00	608,041.20	925,763.19	3,446,141.39	576,600.00	1,028,737.00	608,041.20	925,763.19	3,446,141.39	0.00	2,284.61	0.00			
Mail	5020502001	1,240,000.00	2,068,420.00	3,698,420.00	1,240,000.00	2,068,420.00	3,208,420.00	675,600.00	1,028,737.00	675,600.00	924,310.62	3,208,420.00	675,600.00	1,028,737.00	675,600.00	924,310.62	3,208,420.00	0.00	3,108.38	0.00			
Landline	5020502002	90,000.00	34,000.00	124,000.00	90,000.00	34,000.00	124,000.00	0.00	0.00	0.00	0.00	0.00	0.00	0.00	0.00	0.00	0.00	0.00	0.00	0.00			
Internet Subscription Expenses	5020503000	1,800,000.00	(1,122,000.00)	780,000.00	1,800,000.00	(1,122,000.00)	780,000.00	198,485.00	168,488.00	198,485.00	168,485.00	797,940.00	198,485.00	168,488.00	198,485.00	797,940.00	0.00	1,121.82	0.00	0.00			
Cable, Satellite, Telegraph and Radio Expenses	5020504000	14,000.00	0.00	14,000.00	14,000.00	0.00	14,000.00	0.00	0.00	0.00	0.00	0.00	0.00	0.00	0.00	0.00	0.00	0.00	1,121.82	0.00	0.00		
Confidential, Intelligence and Extraordinary		3,848,000.00	0.00	1,848,000.00	3,848,000.00	0.00	1,848,000.00	448,000.00	462,000.00	462,000.00	1,848,000.00	448,000.00	462,000.00	462,000.00	1,848,000.00	448,000.00	462,000.00	0.00	12,500.00	0.00	0.00		
Extrordinary and Miscellaneous Expenses	5021803000	1,848,000.00	0.00	1,848,000.00	1,848,000.00	0.00	1,848,000.00	448,000.00	462,000.00	462,000.00	1,848,000.00	448,000.00	462,000.00	462,000.00	1,848,000.00	448,000.00	462,000.00	0.00	12,500.00	0.00	0.00		
Professional Services		4,248,000.00	1,318,000.00	5,566,000.00	4,248,000.00	1,318,000.00	5,566,000.00	741,241.85	1,734,129.27	898,373.78	2,088,388.81	6,431,635.82	741,241.85	1,734,129.27	1,098,543.79	3,235,611.91	3,848,240.72	0.00	132,964.19	87,291.15	1,738,888.00		
Legal Fees	5021101000	0.00	350,000.00	550,000.00	0.00	350,000.00	180,000.00	165,401.36	142,802.00	19,810.00	79,817.00	571,828.36	165,401.36	142,802.00	19,810.00	79,817.00	571,828.36	0.00	18,420.00	87,291.15	1,738,888.00		
Other Professional Services	5021109000	4,248,000.00	788,000.00	5,036,000.00	4,248,000.00	788,000.00	5,036,000.00	575,839.39	1,591,327.27	878,563.78	1,988,571.81	6,431,635.82	575,839.39	1,591,327.27	1,078,733.79	3,255,823.81	3,848,240.72	0.00	114,543.00	0.00	0.00		
General Services		1,140,000.00	(788,888.88)	351,111.12	1,140,000.00	(788,888.88)	351,111.12	110,000.00	188,878.00	0.00	0.00	288,878.00	110,000.00	188,878.00	0.00	0.00	288,878.00	0.00	0.00	0.00	0.00		
Intermodal Services	5021202000	360,000.00	(360,000.00)	0.00	360,000.00	(360,000.00)	0.00	0.00	0.00	0.00	0.00	0.00	0.00	0.00	0.00	0.00	0.00	0.00	0.00	0.00	0.00		
Other General Services	5021209000	780,000.00	(428,888.88)	351,111.12	780,000.00	(428,888.88)	351,111.12	110,000.00	188,878.00	0.00	0.00	288,878.00	110,000.00	188,878.00	0.00	0.00	288,878.00	0.00	0.00	0.00	0.00		
Other General Services	5021209999	780,000.00	(428,888.88)	351,111.12	780,000.00	(428,888.88)	351,111.12	110,000.00	188,878.00	0.00	0.00	288,878.00	110,000.00	188,878.00	0.00	0.00	288,878.00	0.00	0.00	0.00	0.00		
Repairs and Maintenance		47,788,000.00	1,636,550.18	49,424,550.18	47,788,000.00	1,636,550.18	49,424,550.18	48,314,662.18	48,801.00	1,428,258.81	48,829,761.10	48,410,735.71	48,801.00	1,428,258.81	48,829,761.10	48,396.00	1,428,258.81	48,396.00	1,428,258.81	48,396.00	48,396.00		
Repairs and Maintenance - Buildings and Other	5021304000	47,788,000.00	1,322,900.18	49,110,900.18	47,788,000.00	1,322,900.18	49,110,900.18	48,115,609.18	0.00	0.00	1,322,900.18	48,115,609.18	48,115,609.18	0.00	1,322,900.18	0.00	1,322,900.18	0.00	0.00	0.00	0.00		
Buildings	5021304001	47,788,000.00	1,322,900.18	49,110,900.18	47,788,000.00	1,322,900.18	49,110,900.18	48,115,609.18	0.00	0.00	1,322,900.18	48,115,609.18	48,115,609.18	0.00	1,322,900.18	0.00	1,322,900.18	0.00	0.00	0.00	0.00		
Repairs and Maintenance - Transportation	5021305000	0.00	163,650.00	163,650.00	0.00	163,650.00	163,650.00	44,201.00	3,808.00	18,110.00	162,865.45	44,201.00	3,808.00	18,110.00	162,865.45	0.00	0.00	0.00	0.00	0.00	0.00		
Motor Vehicles	5021305001	0.00	163,650.00	163,650.00	0.00	163,650.00	163,650.00	44,201.00	3,808.00	18,110.00	162,865.45	44,201.00	3,808.00	18,110.00	162,865.45	0.00	0.00	0.00	0.00	0.00	0.00		
Repairs and Maintenance - Furniture and Fixtures	5021307000	0.00	41,280.00	41,280.00	0																		

Department : Department of Justice (DOJ)
 Agency/Entity : Office of the Government Corporate Counsel
 Operating Unit : < not applicable >
 Organization Code (SIACS) : 16 006 0000000
 Fund Cluster : 01 - Regular Agency Fund
 (e.g. UACS Fund Cluster: 01-Regular Agency Fund, 02-Foreign Assisted Projects Fund, 03-Special Account-Locally Funded/Domestic Grants Fund, and 04-Special Account-Foreign Assisted/Foreign Grants Fund)

X Current Year Appropriations
 Supplemental Appropriations
 Continuing Appropriations

Particulars	UACS CODE	Appropriations			Allocations		Obligations				Disbursements				Balances									
		Authorized Appropriations	Transfer To/From, Modifications/Amendments	Adjusted Appropriations	Allocations Received	Adjusted Allocations	1st Quarter Ending March 31	2nd Quarter Ending June 30	3rd Quarter Ending September 30	4th Quarter Ending December 31	Total	1st Quarter Ending March 31	2nd Quarter Ending June 30	3rd Quarter Ending September 30	4th Quarter Ending December 31	Total	Unreleased Appropriations	Unobligated Allocations	Unpaid Obligations (15-20)+(23+24)	Due and Demandable	Not Yet Due and Demandable			
1	2	3	4	5=(3+4)	6	7=(5)+[27-6+9]	11	12	13	14	15=(11+12-13+14)	16	17	18	19	20=(16+17+18+19)	21=(3-15)	22=(15-18)	23	24	25			
Machinery and Equipment Outlay	500049000	3,600,000.00	0.00	3,600,000.00	3,600,000.00	0.00	3,600,000.00	0.00	0.00	0.00	3,275,000.00	0.00	0.00	0.00	0.00	3,275,000.00	0.00	0.00	0.00	0.00	2,415,000.00	0.00	1,275,000.00	
Information and Communication Technology Equipment	500049000	3,600,000.00	0.00	3,600,000.00	3,600,000.00	0.00	3,600,000.00	0.00	0.00	0.00	3,275,000.00	0.00	0.00	0.00	0.00	3,275,000.00	0.00	0.00	0.00	0.00	2,415,000.00	0.00	1,275,000.00	
Transportation Equipment Outlay	500049000	3,250,000.00	0.00	3,250,000.00	3,250,000.00	0.00	3,250,000.00	0.00	0.00	0.00	2,914,527.86	0.00	0.00	0.00	0.00	2,914,527.86	0.00	0.00	0.00	0.00	435,472.14	0.00	0.00	
Motor Vehicles	500049000	3,250,000.00	0.00	3,250,000.00	3,250,000.00	0.00	3,250,000.00	0.00	0.00	0.00	2,914,527.86	0.00	0.00	0.00	0.00	2,914,527.86	0.00	0.00	0.00	0.00	435,472.14	0.00	0.00	
B. AUTOMATIC APPROPRIATIONS		10,322,000.00	3,278,723.00	13,600,723.00	13,600,723.00	0.00	13,600,723.00	2,875,008.23	2,952,739.39	2,272,874.24	4,418,844.07	10,917,269.93	3,976,008.23	3,008,147.95	3,217,488.58	4,410,544.07	12,511,269.93	0.00	0.00	0.00	0.00	1,083,456.47	0.00	0.00
Retirement and Life Insurance Premiums		10,322,000.00	3,278,723.00	13,600,723.00	13,600,723.00	0.00	13,600,723.00	2,875,008.23	2,952,739.39	2,272,874.24	4,418,844.07	10,917,269.93	3,976,008.23	3,008,147.95	3,217,488.58	4,410,544.07	12,511,269.93	0.00	0.00	0.00	0.00	1,083,456.47	0.00	0.00
C. SPECIAL PURPOSE FUNDS		0.00	84,063,419.00	84,063,419.00	84,063,419.00	0.00	84,063,419.00	18,522,408.54	25,567,241.37	3,876,647.00	34,358,483.11	33,826,795.02	18,522,408.54	25,567,241.37	3,876,647.00	34,358,483.11	82,404,796.02	0.00	0.00	0.00	0.00	242,428.28	1,416,000.00	0.00
Miscellaneous Personnel Benefits Fund		0.00	33,445,820.00	33,445,820.00	33,445,820.00	0.00	33,445,820.00	0.00	0.00	0.00	32,542,846.54	16,203,194.74	0.00	3,935,549.70	0.00	30,528,646.94	37,797,194.74	0.00	0.00	0.00	342,428.28	1,416,000.00	0.00	
Other Compensation	801000000	0.00	3,889,440.00	3,889,440.00	3,889,440.00	0.00	3,889,440.00	0.00	0.00	0.00	3,803,787.79	0.00	0.00	3,803,787.79	0.00	3,803,787.79	0.00	0.00	0.00	0.00	85,652.21	0.00	0.00	
Other Bonuses and Advantages		0.00	5,509,440.00	5,509,440.00	5,509,440.00	0.00	5,509,440.00	0.00	0.00	0.00	5,503,787.79	0.00	0.00	5,503,787.79	0.00	5,503,787.79	0.00	0.00	0.00	0.00	5,418,135.58	0.00	0.00	
Performance Based Bonus - Civilian	501020014	0.00	5,509,440.00	5,509,440.00	5,509,440.00	0.00	5,509,440.00	0.00	0.00	0.00	5,503,787.79	0.00	0.00	5,503,787.79	0.00	5,503,787.79	0.00	0.00	0.00	0.00	5,418,135.58	0.00	0.00	
Other Personnel Benefits	801040000	0.00	33,856,380.00	33,856,380.00	33,856,380.00	0.00	33,856,380.00	0.00	0.00	0.00	32,342,649.54	33,800,406.00	0.00	1,398,790.91	0.00	30,926,648.54	33,263,426.95	0.00	0.00	0.00	136,973.05	1,416,000.00	0.00	
Other Personnel Benefits		0.00	33,856,380.00	33,856,380.00	33,856,380.00	0.00	33,856,380.00	0.00	0.00	0.00	32,342,649.54	33,800,406.00	0.00	1,398,790.91	0.00	30,926,648.54	33,263,426.95	0.00	0.00	0.00	136,973.05	1,416,000.00	0.00	
Lump-sum for Conservation Adjustment	501040000	0.00	13,591,000.00	13,591,000.00	13,591,000.00	0.00	13,591,000.00	0.00	0.00	0.00	13,586,077.08	12,904,537.90	0.00	1,88,790.91	0.00	10,802,577.08	12,286,637.59	0.00	0.00	0.00	196,162.01	836,000.00	0.00	
Lump-sum for Filing of Petitions - Civilian	501040000	0.00	20,778,380.00	20,778,380.00	20,778,380.00	0.00	20,778,380.00	0.00	0.00	0.00	20,774,569.96	21,774,569.96	0.00	0.00	0.00	19,984,569.96	19,984,569.96	0.00	0.00	0.00	811.04	780,000.00	0.00	
Retirement and Disability Fund		0.00	44,817,599.00	44,817,599.00	44,817,599.00	0.00	44,817,599.00	18,322,408.54	18,506,893.47	3,876,847.00	3,911,847.07	44,817,599.20	18,322,408.54	18,506,893.47	3,876,847.00	3,911,847.07	44,817,599.20	0.00	0.00	0.00	0.00	3.72	0.00	0.00
Other Personnel Benefits	801040000	0.00	44,817,599.00	44,817,599.00	44,817,599.00	0.00	44,817,599.00	18,322,408.54	18,506,893.47	3,876,847.00	3,911,847.07	44,817,599.20	18,322,408.54	18,506,893.47	3,876,847.00	3,911,847.07	44,817,599.20	0.00	0.00	0.00	0.00	3.72	0.00	0.00
Terminal Leave Benefits		0.00	44,817,599.00	44,817,599.00	44,817,599.00	0.00	44,817,599.00	18,322,408.54	18,506,893.47	3,876,847.00	3,911,847.07	44,817,599.20	18,322,408.54	18,506,893.47	3,876,847.00	3,911,847.07	44,817,599.20	0.00	0.00	0.00	0.00	3.72	0.00	0.00
Personnel Benefits - Civilian	501040100	0.00	14,841,791.00	14,841,791.00	14,841,791.00	0.00	14,841,791.00	3,825,644.00	3,727,000.00	3,876,847.00	3,911,847.07	14,841,791.07	3,825,644.00	3,727,000.00	3,876,847.00	3,911,847.07	14,841,791.07	0.00	0.00	0.00	0.00	2.93	0.00	0.00
Retirement Disability - Civilian	501040200	0.00	26,222,198.50	26,222,198.50	26,222,198.50	0.00	26,222,198.50	12,201,896.20	14,203,701.80	0.00	0.00	26,222,197.80	12,201,496.20	14,203,701.80	0.00	26,222,197.80	26,222,197.80	0.00	0.00	0.00	0.00	0.00	0.00	0.00
Terminal Leave Benefits - Civilian	501040300	0.00	3,453,608.41	3,453,608.41	3,453,608.41	0.00	3,453,608.41	2,695,268.34	758,341.07	0.00	0.00	3,453,608.41	2,695,268.34	758,341.07	0.00	3,453,608.41	3,453,608.41	0.00	0.00	0.00	0.00	0.00	0.00	0.00
GRAND TOTAL		398,441,000.00	87,342,142.00	485,783,142.00	485,783,142.00	0.00	485,783,142.00	70,133,977.11	85,587,933.74	68,201,211.73	144,301,888.85	378,514,279.45	76,133,977.11	82,702,959.92	69,582,967.48	83,732,200.36	326,062,395.61	0.00	0.00	0.00	0.00	6,968,962.97	2,308,224.78	86,982,498.67


Certified Correct:


 MARIE VIC L. SISON
 ADOF V/Budget Officer III
 Date: February 2, 2026 08:34 AM

Certified Correct:


 RYAN JOSEPH C. RODRIGUEZ
 Chief Accountant
 Date: February 2, 2026 08:34 AM

Recommending Approval By:


 SABELITA D. VELEÑA
 AGCC for Admin
 Date: February 2, 2026 09:28 AM

Approved By:


 SOLOMON M. HERMOSURA
 Government Corporate Counsel
 Date: February 2, 2026 09:33 AM

**List of Allotments and Sub-Allotments
As at the Quarter Ending December 31, 2025**

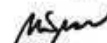
Department : Department of Justice (DOJ)
 Agency/Entity : Office of the Government Corporate Counsel
 Operating Unit : < not applicable >
 Organization Code : 15 006 0000000
 Fund Cluster : 01 - Regular Agency Fund

X	Current Year Appropriations
	Supplemental
	Continuing Appropriations

(e.g. UACS Fund Cluster: 01-Regular Agency Fund, 02-Foreign Assisted Projects Fund, 03-Special Account-Locally Funded/Domestic Grants Fund, and 04-Special Account-Foreign Assisted/Foreign Grants Fund)

No.	Allotments/Sub-Allotments Reference		Funding Source		Allotments/Sub-Allotments received from CO/ROs/OUs				Total Allotments/Net of Sub-allotments				
	Number	Date	Description	UACS CODE	PS	MOOE	CO	Sub-Total	PS	MOOE	FinEx	CO	Total
1	2	3	4	5	6	7	8	9=6+7+8+9	10=(6+11)	17=(7+12)	18=(8+13)	19=(9+14)	20=(16+17+18+19)
A. Allotments received from DBM													
1	GAA Items released through GAA as Allotment Order per An Items For Release through GARO per Annex C of NBC No. 56	2025-01-15	Specific Budgets of National Government Agencies	101101	173,818,000.00	107,361,000.00	6,940,000.00	288,119,000.00	173,818,000.00	107,361,000.00	0.00	6,940,000.00	288,119,000.00
2		2025-01-15	Retirement and Life Insurance Premiums	104102	10,322,000.00	0.00	0.00	10,322,000.00	10,322,000.00	0.00	0.00	0.00	10,322,000.00
3	SARO-BMS-D-25-0000009	2025-01-21	Pension and Gratuity Fund	101407	3,625,645.00	0.00	0.00	3,625,645.00	3,625,645.00	0.00	0.00	0.00	3,625,645.00
4	SARO-BMS-D-25-0000216	2025-02-12	Miscellaneous Personnel Benefits Fund	101406	13,081,000.00	0.00	0.00	13,081,000.00	13,081,000.00	0.00	0.00	0.00	13,081,000.00
5	SARO-BMS-D-25-0000227	2025-02-12	Retirement and Life Insurance Premiums	104102	1,337,000.00	0.00	0.00	1,337,000.00	1,337,000.00	0.00	0.00	0.00	1,337,000.00
6	SARO-BMS-D-25-0004285	2025-02-24	Pension and Gratuity Fund	101407	14,896,765.00	0.00	0.00	14,896,765.00	14,896,765.00	0.00	0.00	0.00	14,896,765.00
7	SARO-BMS-D-25-0009092	2025-03-28	Pension and Gratuity Fund	101407	7,404,298.00	0.00	0.00	7,404,298.00	7,404,298.00	0.00	0.00	0.00	7,404,298.00
8	SARO-BMS-D-25-0009573	2025-04-15	Miscellaneous Personnel Benefits Fund	101406	5,589,440.00	0.00	0.00	5,589,440.00	5,589,440.00	0.00	0.00	0.00	5,589,440.00
9	SARO-BMS-D-25-0009673	2025-04-23	Pension and Gratuity Fund	101407	14,779,043.00	0.00	0.00	14,779,043.00	14,779,043.00	0.00	0.00	0.00	14,779,043.00
10	SARO-BMS-D-25-0014643	2025-09-16	Pension and Gratuity Fund	101407	3,911,848.00	0.00	0.00	3,911,848.00	3,911,848.00	0.00	0.00	0.00	3,911,848.00
11	SARO-BMS-D-25-0015376	2025-10-03	Miscellaneous Personnel Benefits Fund	101406	20,775,380.00	0.00	0.00	20,775,380.00	20,775,380.00	0.00	0.00	0.00	20,775,380.00
12	SARO-BMS-D-25-0015377	2025-10-03	Retirement and Life Insurance Premiums	104102	1,941,723.00	0.00	0.00	1,941,723.00	1,941,723.00	0.00	0.00	0.00	1,941,723.00
	Sub-Total				271,482,142.00	107,361,000.00	6,940,000.00	385,783,142.00	271,482,142.00	107,361,000.00	0.00	6,940,000.00	385,783,142.00
Total Allotments													
Summary by Funding Source Code:													
	Specific Budgets of National Government Agencies			101101	173,818,000.00	107,361,000.00	6,940,000.00	288,119,000.00	173,818,000.00	107,361,000.00	0.00	6,940,000.00	288,119,000.00
	Miscellaneous Personnel Benefits Fund			101406	39,445,820.00	0.00	0.00	39,445,820.00	39,445,820.00	0.00	0.00	0.00	39,445,820.00
	Pension and Gratuity Fund			101407	44,617,599.00	0.00	0.00	44,617,599.00	44,617,599.00	0.00	0.00	0.00	44,617,599.00
	Retirement and Life Insurance Premiums			104102	13,600,723.00	0.00	0.00	13,600,723.00	13,600,723.00	0.00	0.00	0.00	13,600,723.00


Certified Correct:


MARIE VIC L. SISON
 ADOF V/Budget
 Date: February 2, 2026 08:36 AM

Certified Correct:


RYAN JOSEPH C. RODRIGUEZ
 Chief Accountant
 Date: February 2, 2026 08:36 AM

Recommending Approval By:


ISABELITA D. VELEÑA
 AGCC for Admin
 Date: February 3, 2026 04:27 PM

Approved By:


SOLOMON M. HERMOSURA
 Government Corporate Counsel
 Date: February 3, 2026 04:33 PM

STATEMENT OF APPROVED BUDGET, UTILIZATIONS, DISBURSEMENTS AND BALANCES
(For Off-Budgetary Funds)
As at the Quarter Ending December 31, 2025

Department : Department of Justice (DOJ)
 Agency/Entity : Office of the Government Corporate Counsel
 Operating Unit : < not applicable >
 Organization Code : 15 006 0000000
 Fund Cluster : 05 - Internally Generated Funds

(e.g. UACS Fund Cluster: 05-Internally Generated Funds and 06-Business Related Funds)

Particulars	UACS CODE	Approved Budget			Utilizations					Disbursements					Balances			
		Approved Budgeted Revenue	Adjustments (Reductions, Modifications/ Augmentations)	Adjusted Budgeted Revenue	1st Quarter Ending March 31	2nd Quarter Ending June 30	3rd Quarter Ending September 30	4th Quarter Ending December 31	Total	1st Quarter Ending March 31	2nd Quarter Ending June 30	3rd Quarter Ending September 30	4th Quarter Ending December 31	Total	Unused Budget	Unpaid Obligations (10-15)+(17+18)		
																Due and Demandable	Not Yet Due and Demandable	
1	2	3	4	5=(3)+(4)	6	7	8	9	10=(6)+(7)+(8)+(9)	11	12	13	14	15=(11)+(12)+(13)+(14)	16=(5-10)	17	18	

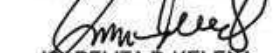
Certified Correct:


MARIE/VIC L. SISON
 ADOF V/Budget Officer III
 Date:

Certified Correct:


RYAN JOSEPH C. RODRIGUEZ
 Chief Accountant
 Date:

Recommending Approval By:


ISABELITA D. VELENA
 AGCC for Admin
 Date:

Approved By:


SOLOMON M. HERMOSURA
 Government Corporate Counsel
 Date:

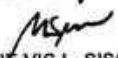
SUMMARY OF APPROVED BUDGET, UTILIZATIONS, DISBURSEMENTS AND BALANCES BY OBJECT OF EXPENDITURES
 (For Off-Budgetary Funds)
 As at the Quarter Ending December 31, 2025

Department : Department of Justice (DOJ)
 Agency/Entity : Office of the Government Corporate Counsel
 Operating Unit : < not applicable >
 Organization Code : 15 006 0000000
 Fund Cluster : 05 - Internally Generated Funds


(e.g. UACS Fund Cluster: 05-Internally Generated Funds and 06-Business Related Funds)

Particulars	UACS CODE	Approved Budget			Utilizations					Disbursements				Balances				
		Approved Budgeted Revenue	Adjustments (Reductions, Modifications/ Augmentations)	Adjusted Budgeted Revenue	1st Quarter Ending March 31	2nd Quarter Ending June 30	3rd Quarter Ending September 30	4th Quarter Ending December 31	Total	1st Quarter Ending March 31	2nd Quarter Ending June 30	3rd Quarter Ending September 30	4th Quarter Ending December 31	Total	Unutilized Budget	Unpaid Obligations (10-15)+(17+18)		
																Due and Demandable	Not Yet Due and Demandable	
1.	2.	3.	4.	5=(3)+(4)	6.	7.	8.	9.	10=(6)+7+8+9)	11.	12.	13.	14.	15=(11)+12+13+14)	16=(5-15)	17.	18.	

Certified Correct:


 MARIE VIC L. SISON
 ADOF V/Budget Officer III
 Date February 3, 2026 04:18 PM

Certified Correct:


 RYAN JOSEPH C. RODRIGUEZ
 Chief Accountant
 Date February 3, 2026 04:19 PM

Recommending Approval By:


 ISABELITA D. VELENA
 AGCC for Admin
 Date

Approved By:


 SOLOMON M. HERMOSURA
 Government Corporate Counsel
 Date

AGING OF UNPAID OBLIGATIONS
As at December 31, 2025

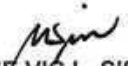
Department : Department of Justice (DOJ)
 Agency/Entity : Office of the Government Corporate Counsel
 Operating Unit : < not applicable >
 Organization Code (UACS) : 15 006 000000
 Fund Cluster : 01 - Regular Agency Fund

(e.g. UACS Fund Cluster: 01-Regular Agency Fund, 02-Foreign Assisted Projects Fund, 03-Special Account-Locally Funded/Domestic Grants Fund, 04-Special Account-Foreign Assisted/Foreign Grants Fund, 05-Internally Generated Funds, 06-Business Related Funds and 07-Trust Receipts)


Name of Creditors	Obligation Request and Status			AGING OF UNPAID OBLIGATIONS							Remarks
	Number	Date	Amount	Amount	90 days & below	91 to 180 days	181 to 270 days	271 to 365/366 days	More than 1 year but less than 2 years	More than 2 years	
1	2	3	4	5=(6+7+8+9+10+11)	6	7	8	9	10	11	12
A. Due and Demandable Obligations(Accounts Payable)*			2,604,116.42	2,604,116.42	2,209,224.75	0.00	0.00	0.00	394,891.67	0.00	
A.1 Current Year's Appropriations :			2,209,224.75	2,209,224.75	2,209,224.75	0.00	0.00	0.00	0.00	0.00	
Personnel Services			1,416,000.00	1,416,000.00	1,416,000.00	0.00	0.00	0.00	0.00	0.00	
Office of the Government Corporate Counsel	2025-12-557	2025-12-26	1,416,000.00	1,416,000.00	1,416,000.00	0.00	0.00	0.00	0.00	0.00	
Maintenance and Other Operating Expenses			793,224.75	793,224.75	793,224.75	0.00	0.00	0.00	0.00	0.00	
Alan D. Perez	2025-12-560	2025-12-26	11,340.79	11,340.79	11,340.79	0.00	0.00	0.00	0.00	0.00	
Delsan Office Systems Corporation	2025-12-562	2025-12-26	32,853.52	32,853.52	32,853.52	0.00	0.00	0.00	0.00	0.00	
Fiona P. De Leon	2025-12-567	2025-12-26	31,892.00	31,892.00	31,892.00	0.00	0.00	0.00	0.00	0.00	
Hennilyn Food Stop	2025-12-568	2025-12-26	16,000.00	16,000.00	16,000.00	0.00	0.00	0.00	0.00	0.00	
Inovve Communications, Inc.	2025-12-561	2025-12-25	200,708.86	200,708.86	200,708.86	0.00	0.00	0.00	0.00	0.00	
JKN 4 Colors Ink Trading OPC	2025-12-566	2025-12-26	80,250.00	80,250.00	80,250.00	0.00	0.00	0.00	0.00	0.00	
Marie Vic L. Sison	2025-12-569	2025-12-26	39,963.00	39,963.00	39,963.00	0.00	0.00	0.00	0.00	0.00	
Office of the Government Corporate Counsel	2025-12-558	2025-12-26	19,361.34	19,361.34	19,361.34	0.00	0.00	0.00	0.00	0.00	
Office of the Government Corporate Counsel	2025-12-559	2025-12-26	39,422.17	39,422.17	39,422.17	0.00	0.00	0.00	0.00	0.00	
Office of the Government Corporate Counsel	2025-12-570	2025-12-26	107,810.27	107,810.27	107,810.27	0.00	0.00	0.00	0.00	0.00	
Philippine Postal Corporation	2025-12-563	2025-12-26	22,540.00	22,540.00	22,540.00	0.00	0.00	0.00	0.00	0.00	
TGP Pharma Inc.	2025-12-564	2025-12-26	164,000.00	164,000.00	164,000.00	0.00	0.00	0.00	0.00	0.00	
Vince Isaac Rue D. Lacorum	2025-12-565	2025-12-26	27,062.80	27,062.80	27,062.80	0.00	0.00	0.00	0.00	0.00	
Sub-total			2,209,224.75	2,209,224.75	2,209,224.75	0.00	0.00	0.00	0.00	0.00	
A.2 Prior Years' Appropriations			394,891.67	394,891.67	0.00	0.00	0.00	0.00	394,891.67	0.00	
Maintenance and Other Operating Expenses			394,891.67	394,891.67	0.00	0.00	0.00	0.00	394,891.67	0.00	
EVPS Construction Builders Corporation	2024-12-532	2024-12-27	394,891.67	394,891.67	0.00	0.00	0.00	0.00	394,891.67	0.00	
Sub-total			394,891.67	394,891.67	0.00	0.00	0.00	0.00	394,891.67	0.00	
Total			2,604,116.42	2,604,116.42	2,209,224.75	0.00	0.00	0.00	394,891.67	0.00	
B. Not Yet Due and Demandable Obligations*			50,552,658.87	50,552,658.87	50,552,658.87	0.00	0.00	0.00	0.00	0.00	
B.1 Current Year's Appropriations			50,552,658.87	50,552,658.87	50,552,658.87	0.00	0.00	0.00	0.00	0.00	
Maintenance and Other Operating Expenses			49,277,658.87	49,277,658.87	49,277,658.87	0.00	0.00	0.00	0.00	0.00	
Doña Alejandra	2025-12-572	2025-12-26	1,738,588.00	1,738,588.00	1,738,588.00	0.00	0.00	0.00	0.00	0.00	
LBP Resource and Development Corp	2025-12-571	2025-12-26	46,884,171.10	46,884,171.10	46,884,171.10	0.00	0.00	0.00	0.00	0.00	
Office of the Solicitor General	2025-12-576	2025-12-26	160,940.09	160,940.09	160,940.09	0.00	0.00	0.00	0.00	0.00	
Puregold Price Club Inc.	2025-12-573	2025-12-26	493,959.68	493,959.68	493,959.68	0.00	0.00	0.00	0.00	0.00	

Capital Outlays			1,275,000.00	1,275,000.00	1,275,000.00	0.00	0.00	0.00	0.00	0.00
Jonico Tech Marketing Corp, Mr Alex J. Villareal	2025-12-575	2025-12-26	1,275,000.00	1,275,000.00	1,275,000.00	0.00	0.00	0.00	0.00	0.00
Sub-total			50,552,658.87	50,552,658.87	50,552,658.87	0.00	0.00	0.00	0.00	0.00
Total			50,552,658.87	50,552,658.87	50,552,658.87	0.00	0.00	0.00	0.00	0.00
GRAND TOTAL			53,156,775.29	53,156,775.29	52,761,883.62	0.00	0.00	0.00	394,891.67	0.00
Total Current Year Appropriations			52,761,883.62	52,761,883.62	52,761,883.62	0.00	0.00	0.00	0.00	0.00
Total Prior Years' Appropriations			394,891.67	394,891.67	0.00	0.00	0.00	0.00	394,891.67	0.00


Certified Correct:


MARIE VIC L. SISON
 ADOF V/Budget Officer III
 Date: February 6, 2026 12:32 PM

Certified Correct:


RYAN JOSEPH C. RODRIGUEZ
 Chief Accountant
 Date: February 6, 2026 12:32 PM

Recommending Approval By:


MARIO R. PILASPILAS
 GCA for Admin
 Date: February 6, 2026 12:35 PM

Approved By:


SOLOMON M. HERMOSURA
 Government Corporate Counsel
 Date: February 6, 2026 12:47 PM


MONTHLY REPORT OF DISBURSEMENTS
For the month of October 2025


Department : Department of Justice (DOJ)
 Agency/Entity : Office of the Government Corporate Counsel
 Operating Unit : < not applicable >
 Organization Code (UACS) : 15 006 000000
 Fund Cluster : 01 - Regular Agency Fund
 (e.g. UACS Fund Cluster: 01-Regular Agency Fund, 02-Foreign Assisted Projects Fund, 03-Special Account-Locally Funded/Domestic Grants Fund, etc.)


Particulars	Current Year Budget				Prior Year's Budget			SUB-TOTAL	Trust Liabilities		Grand Total			Remarks
	PS	MOOE	CO	TOTAL	Prior Year's Accounts Payable				TOTAL	PS	MOOE	TOTAL		
	2	3	5	6=(2+3+4+5)	PS	MOOE	Sub-11=(7)		18=(8+17)	22=(19+20+21)	23	24	27=(23+24+25+26)	
CASH DISBURSEMENTS	19,217,212.36	4,920,839.58	0.00	24,138,051.94	0.00	0.00	0.00	24,138,051.94	0.00	19,217,212.36	4,920,839.58	24,138,051.94		
Notice of Cash Allocation (NCA)	19,217,212.36	4,920,839.58	0.00	24,138,051.94	0.00	0.00	0.00	24,138,051.94	0.00	19,217,212.36	4,920,839.58	24,138,051.94		
MDS Checks Issued	335,945.41	1,376,459.69	0.00	1,712,405.10	0.00	0.00	0.00	1,712,405.10	0.00	335,945.41	1,376,459.69	1,712,405.10		
Advice to Debit Account	18,881,266.95	3,544,379.89	0.00	22,425,646.84	0.00	0.00	0.00	22,425,646.84	0.00	18,881,266.95	3,544,379.89	22,425,646.84		
Notice of Transfer Allocations (NTA)	0.00	0.00	0.00	0.00	0.00	0.00	0.00	0.00	0.00	0.00	0.00	0.00		
MDS Checks Issued	0.00	0.00	0.00	0.00	0.00	0.00	0.00	0.00	0.00	0.00	0.00	0.00		
Advice to Debit Account	0.00	0.00	0.00	0.00	0.00	0.00	0.00	0.00	0.00	0.00	0.00	0.00		
Working Fund for FAPs	0.00	0.00	0.00	0.00	0.00	0.00	0.00	0.00	0.00	0.00	0.00	0.00		
Cash Disbursement Ceiling (CDC)	0.00	0.00	0.00	0.00	0.00	0.00	0.00	0.00	0.00	0.00	0.00	0.00		
TOTAL CASH DISBURSEMENTS	19,217,212.36	4,920,839.58	0.00	24,138,051.94	0.00	0.00	0.00	24,138,051.94	0.00	19,217,212.36	4,920,839.58	24,138,051.94		
NON-CASH DISBURSEMENTS	1,963,149.26	187,173.96	0.00	2,150,323.22	0.00	0.00	0.00	2,150,323.22	0.00	1,963,149.26	187,173.96	2,150,323.22		
Tax Remittance Advices Issued (TRA)	1,963,149.26	187,173.96	0.00	2,150,323.22	0.00	0.00	0.00	2,150,323.22	0.00	1,963,149.26	187,173.96	2,150,323.22		
Non-Cash Availment Authority (NCAA)	0.00	0.00	0.00	0.00	0.00	0.00	0.00	0.00	0.00	0.00	0.00	0.00		
Disbursements effected through outright	0.00	0.00	0.00	0.00	0.00	0.00	0.00	0.00	0.00	0.00	0.00	0.00		
Overpayment of expenses(e.g.	0.00	0.00	0.00	0.00	0.00	0.00	0.00	0.00	0.00	0.00	0.00	0.00		
Restitution for loss of government	0.00	0.00	0.00	0.00	0.00	0.00	0.00	0.00	0.00	0.00	0.00	0.00		
Liquidated damages and similar claims	0.00	0.00	0.00	0.00	0.00	0.00	0.00	0.00	0.00	0.00	0.00	0.00		
Others(TEF, BTR-Documentary Stamp	0.00	0.00	0.00	0.00	0.00	0.00	0.00	0.00	0.00	0.00	0.00	0.00		
TOTAL NON-CASH DISBURSEMENTS	1,963,149.26	187,173.96	0.00	2,150,323.22	0.00	0.00	0.00	2,150,323.22	0.00	1,963,149.26	187,173.96	2,150,323.22		
GRAND TOTAL	21,180,361.62	5,108,013.54	0.00	26,288,375.16	0.00	0.00	0.00	26,288,375.16	0.00	21,180,361.62	5,108,013.54	26,288,375.16		

Particulars (1)	Previous Report (2)	This Month (3)	As at Date (4)
Total Disbursement Authorities Received	314,703,608.78	73,761,593.22	388,465,202.00
NCA	275,099,302.05	71,611,270.00	346,710,572.05
NTA	0.00	0.00	0.00
Working Fund	0.00	0.00	0.00
TRA	39,604,306.73	2,150,323.22	41,754,629.95
CDC	0.00	0.00	0.00
NCAA	0.00	0.00	0.00
Less: Notice of Transfer of Allocations (NTA)* issued	0.00	0.00	0.00
Total Disbursement Authorities Available	314,703,608.78	73,761,593.22	388,465,202.00
Less:	0.00	0.00	0.00
Lapsed NCA	49,511,396.94	7,273.75	49,518,670.69
Disbursements	265,184,938.09	26,288,375.16	291,473,313.25
Less: Other Non-Cash Disbursements	0.00	0.00	0.00
Disbursements effected through outright deductions from claims	0.00	0.00	0.00
Overpayment of expenses(e.g. personnel benefits)	0.00	0.00	0.00
Restitution for loss of government property	0.00	0.00	0.00
Liquidated damages and similar claims	0.00	0.00	0.00
Others (e.g. TEF, BTR, Docs Stamp, etc.)	0.00	0.00	0.00
Add/less: Adjustments (e.g. cancelled/staled checks)	0.00	0.00	0.00
Balance of Disbursement Authorities as at date	7,273.75	47,465,944.31	47,473,218.06
Total Disbursements Program	265,184,938.09	26,288,375.16	291,473,313.25
Less: *Actual Disbursements	265,184,938.09	26,288,375.16	291,473,313.25
(Over)/Under spending	0.00	0.00	0.00

Notes: * The use of NTA is discouraged
 Notes: ** Amounts should tally with the grand total disbursement (column 27).

Certified Correct:

 MARIE VIC. SISON
 ADOF V/Budget Officer III
 Date: December 26, 2025 05:05 PM

Recommending

 RYMN JOSEPH C. RODRIGUEZ
 Chief Accountant FMD
 December 26, 2025 05:07 PM

Approved By:

 MARIO R. PILAS
 Government Corporate Attorney for Admin
 Date: December 26, 2025 05:09 PM

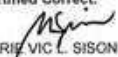
MONTHLY REPORT OF DISBURSEMENTS
For the month of November 2025

Department : Department of Justice (DOJ)
 Agency/Entity : Office of the Government Corporate Counsel
 Operating Unit : < not applicable >
 Organization Code (UACS) : 15 006 000000
 Fund Cluster : 01 - Regular Agency Fund
 (e.g. UACS Fund Cluster: 01-Regular Agency Fund, 02-Foreign Assisted Projects Fund, 03-Special Account-Locally Funded/Domestic Grants Fund, etc.)

Particulars	Current Year Budget					Prior Year's Budget			Grand Total			Remarks
	PS	MOOE	FinEx	CO	TOTAL	Prior Year's Accounts Payable		SUB-TOTAL	PS	MOOE	TOTAL	
						PS	MOOE					
1	2	3	4	5	6=(2+3+4+5)	7	8	18=(6+17)	23	24	27=(23+24+25+26)	28
CASH DISBURSEMENTS	25,496,779.84	4,454,360.69	0.00	0.00	29,951,140.53	0.00	0.00	29,951,140.53	25,496,779.84	4,454,360.69	29,951,140.53	
Notice of Cash Allocation (NCA)	25,496,779.84	4,454,360.69	0.00	0.00	29,951,140.53	0.00	0.00	29,951,140.53	25,496,779.84	4,454,360.69	29,951,140.53	
MDS Checks Issued	352,768.96	2,089,378.13	0.00	0.00	2,442,147.09	0.00	0.00	2,442,147.09	352,768.96	2,089,378.13	2,442,147.09	
Advice to Debit Account	25,144,010.88	2,364,982.56	0.00	0.00	27,508,993.44	0.00	0.00	27,508,993.44	25,144,010.88	2,364,982.56	27,508,993.44	
Notice of Transfer Allocations (NTA)	0.00	0.00	0.00	0.00	0.00	0.00	0.00	0.00	0.00	0.00	0.00	
MDS Checks Issued	0.00	0.00	0.00	0.00	0.00	0.00	0.00	0.00	0.00	0.00	0.00	
Advice to Debit Account	0.00	0.00	0.00	0.00	0.00	0.00	0.00	0.00	0.00	0.00	0.00	
Working Fund for FAPs	0.00	0.00	0.00	0.00	0.00	0.00	0.00	0.00	0.00	0.00	0.00	
Cash Disbursement Ceiling (CDC)	0.00	0.00	0.00	0.00	0.00	0.00	0.00	0.00	0.00	0.00	0.00	
TOTAL CASH DISBURSEMENTS	25,496,779.84	4,454,360.69	0.00	0.00	29,951,140.53	0.00	0.00	29,951,140.53	25,496,779.84	4,454,360.69	29,951,140.53	
NON-CASH DISBURSEMENTS	11,220.49	279,031.46	0.00	0.00	290,251.95	0.00	0.00	290,251.95	11,220.49	279,031.46	290,251.95	
Tax Remittance Advices Issued (TRA)	11,220.49	279,031.46	0.00	0.00	290,251.95	0.00	0.00	290,251.95	11,220.49	279,031.46	290,251.95	
Non-Cash Avoitment Authority (NCAA)	0.00	0.00	0.00	0.00	0.00	0.00	0.00	0.00	0.00	0.00	0.00	
Disbursements effected through outright	0.00	0.00	0.00	0.00	0.00	0.00	0.00	0.00	0.00	0.00	0.00	
Overpayment of expenses(e.g. personnel	0.00	0.00	0.00	0.00	0.00	0.00	0.00	0.00	0.00	0.00	0.00	
Restitution for loss of government	0.00	0.00	0.00	0.00	0.00	0.00	0.00	0.00	0.00	0.00	0.00	
Liquidated damages and similar claims	0.00	0.00	0.00	0.00	0.00	0.00	0.00	0.00	0.00	0.00	0.00	
Others(TEF, BTr-Documentary Stamp Tax,	0.00	0.00	0.00	0.00	0.00	0.00	0.00	0.00	0.00	0.00	0.00	
TOTAL NON-CASH DISBURSEMENTS	11,220.49	279,031.46	0.00	0.00	290,251.95	0.00	0.00	290,251.95	11,220.49	279,031.46	290,251.95	
GRAND TOTAL	25,508,000.33	4,733,392.15	0.00	0.00	30,241,392.48	0.00	0.00	30,241,392.48	25,508,000.33	4,733,392.15	30,241,392.48	

Particulars (1)	Previous Report (2)	This Month (3)	As at Date (4)
Total Disbursement Authorities Received	388,465,202.00	87,387,940.01	475,853,142.01
NCA	346,710,572.05	87,097,688.08	433,808,260.11
NTA	0.00	0.00	0.00
Working Fund	0.00	0.00	0.00
TRA	41,754,629.95	290,251.95	42,044,881.90
CDC	0.00	0.00	0.00
NCAA	0.00	0.00	0.00
Less: Notice of Transfer of Allocations (NTA)* issued	0.00	0.00	0.00
Total Disbursement Authorities Available	388,465,202.00	87,387,940.01	475,853,142.01
Less:	0.00	0.00	0.00
Lapsed NCA Disbursements	49,518,670.69	47,473,218.06	96,991,888.75
Disbursements	291,473,313.25	30,241,392.48	321,714,705.73
Less: Other Non-Cash Disbursements	0.00	0.00	0.00
Disbursements effected through outright deductions from claims	0.00	0.00	0.00
Overpayment of expenses(e.g. personnel benefits)	0.00	0.00	0.00
Restitution for loss of government property	0.00	0.00	0.00
Liquidated damages and similar claims	0.00	0.00	0.00
Others (e.g. TEF, BTr, Docs Stamp, etc.)	0.00	0.00	0.00
Add/Less: Adjustments (e.g. cancelled/staled checks)	0.00	0.00	0.00
Balance of Disbursement Authorities as at date	47,473,218.06	9,673,329.47	57,146,547.53
Total Disbursements Program	291,473,313.25	30,241,392.48	321,714,705.73
Less: *Actual Disbursements	291,473,313.25	30,241,392.48	321,714,705.73
(Over)/Under spending	0.00	0.00	0.00

Notes: * The use of NTA is discouraged
 Notes: ** Amounts should tally with the grand total disbursement (column 27).


Certified Correct:

 MARI VIC L. SISON

ADOF V/Budget Officer III
 Date: December 30, 2025 08:03 PM

Recommending Approval:

 RYLAN JOSEP M. RODRIGUEZ

Chief Accountant FMD
 Date: December 30, 2025 08:07 PM

Approved By:

 MARIO R. PILASPINAS

Government Corporate Attorney for
 Date:

MONTHLY REPORT OF DISBURSEMENTS
For the month of December 2025

Department : Department of Justice (DOJ)
 Agency/Entity : Office of the Government Corporate Counsel
 Operating Unit : < not applicable >
 Organization Code (UACS) : 15 006 0000000
 Fund Cluster : 01 - Regular Agency Fund

(e.g. UACS Fund Cluster: 01-Regular Agency Fund, 02-Foreign Assisted Projects Fund, 03-Special Account-Locally Funded/Domestic Grants Fund, etc.)

Particulars	Current Year Budget				Prior Year's Budget			SUB-TOTAL	Grand Total			Remarks
	PS	MOOE	CO	TOTAL	Prior Year's Accounts Payable		PS		MOOE	TOTAL		
					PS	MOOE						
1	2	3	5	6=(2+3+4+5)	7	8	18=(6+17)	23	24	27=(23+24+25+26)	28	
CASH DISBURSEMENTS	27,278,789.21	12,335,679.82	0.00	39,614,469.03	0.00	0.00	39,614,469.03	27,278,789.21	12,335,679.82	39,614,469.03		
Notice of Cash Allocation (NCA)	27,278,789.21	12,335,679.82	0.00	39,614,469.03	0.00	0.00	39,614,469.03	27,278,789.21	12,335,679.82	39,614,469.03		
MDS Checks Issued	352,768.96	5,038,420.41	0.00	5,391,189.37	0.00	0.00	5,391,189.37	352,768.96	5,038,420.41	5,391,189.37		
Advice to Debit Account	26,926,020.25	7,297,259.41	0.00	34,223,279.66	0.00	0.00	34,223,279.66	26,926,020.25	7,297,259.41	34,223,279.66		
TOTAL CASH DISBURSEMENTS	27,278,789.21	12,335,679.82	0.00	39,614,469.03	0.00	0.00	39,614,469.03	27,278,789.21	12,335,679.82	39,614,469.03		
NON-CASH DISBURSEMENTS	7,311,229.39	808,438.12	0.00	8,119,667.51	0.00	0.00	8,119,667.51	7,311,229.39	808,438.12	8,119,667.51		
Tax Remittance Advices Issued (TRA)	7,311,229.39	808,438.12	0.00	8,119,667.51	0.00	0.00	8,119,667.51	7,311,229.39	808,438.12	8,119,667.51		
TOTAL NON-CASH DISBURSEMENTS	7,311,229.39	808,438.12	0.00	8,119,667.51	0.00	0.00	8,119,667.51	7,311,229.39	808,438.12	8,119,667.51		
GRAND TOTAL	34,590,018.60	13,144,117.94	0.00	47,734,136.54	0.00	0.00	47,734,136.54	34,590,018.60	13,144,117.94	47,734,136.54		

SUMMARY

Particulars	Previous Report	This Month	As at Date
(1)	(2)	(3)	(4)
Total Disbursement Authorities Received	457,254,317.72	92,123,485.04	549,377,802.76
NCA	433,808,260.11	84,003,817.53	517,812,077.64
NTA	0.00	0.00	0.00
Working Fund	0.00	0.00	0.00
TRA	23,446,057.61	8,119,667.51	31,565,725.12
Less: Notice of Transfer of Allocations (NTA)* issued	0.00	0.00	0.00
Total Disbursement Authorities Available	457,254,317.72	92,123,485.04	549,377,802.76
Less:	0.00	0.00	0.00
Lapsed NCA	96,991,888.75	57,146,547.53	154,138,436.28
Disbursements	303,115,881.44	47,734,136.54	350,850,017.98
Less: Other Non-Cash Disbursements	0.00	0.00	0.00
Balance of Disbursement Authorities as at date	57,146,547.53	(12,757,189.03)	44,389,348.50
Total Disbursements Program	303,115,881.44	47,734,136.54	350,850,017.98
Less: *Actual Disbursements	303,115,881.44	47,734,136.54	350,850,017.98
(Over)/Under spending	0.00	0.00	0.00

Notes: * The use of NTA is discouraged

Notes: ** Amounts should tally with the grand total disbursement (column 27).

Certified Correct:

MARIE VIC L. SISON

ADOF V/Budget Officer III

Date: January 30, 2026 02:02 PM

Recommending Approval:

FOR: RYAN JOSEPH C. RODRIGUEZ

Chief Accountant FMD

Date: January 30, 2026 02:08 PM

Approved By:

MARIO R. PILASPILAS

Government Corporate Attorney for

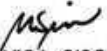
Date: January 30, 2026 02:08 PM

QUARTERLY REPORT OF REVENUE AND OTHER RECEIPTS
As at the Quarter Ending December 31, 2025


Department : Department of Justice (DOJ)
 Agency/Entity : Office of the Government Corporate Counsel
 Operating Unit : < not applicable >
 Organization Code : 15 006 0000000
 (UACS)
 Fund Cluster : 01 - Regular Agency Fund

Classification/Sources of Revenue and Other Receipts	UACS CODE	REVENUE TARGET (Annual) per BESF	Actual Revenue and Other Receipts Collections					Cumulative Remittance/Deposits to Date			Variance		Remarks
			1st Quarter Ending March 31	2nd Quarter Ending June 30	3rd Quarter Ending September 30	4th Quarter Ending December 31	Total	Remittance to BTr	Deposited with AGDB	Total	Amount	%	
1	2	3	4	5	6	7	8=(4+5+6+7)	9	10	11=(9+10)	12=(8-3)	13=(12/3)	14

Certified Correct:


MARIE VIC L. SISON
 ADOF V/Budget Officer III
 Date: February 3, 2026 04:21 PM

Certified Correct:


RYAN JOSEPH C. RODRIGUEZ
 Chief Accountant
 Date: February 3, 2026 04:21

Recommending Approval By:


ISABELITA D. VELEÑA
 AECC for Admin
 Date:

Approved By:


SOLOMON M. HERMOSURA
 Government Corporate Counsel
 Date: 

STATEMENT OF APPROVED BUDGET, UTILIZATIONS, DISBURSEMENTS AND BALANCES FOR TRUST RECEIPTS
(for Implementing Agency use only)
As at the Quarter Ending December 31, 2025

Department : Department of Justice (DOJ)
 Agency/Entity : Office of the Government Corporate Counsel
 Operating Unit : < not applicable >
 Organization Code (UACS) : 15 006 0000000
 Fund Cluster : 01 - Regular Agency Fund

Inter Agency Fund Transfer
 Grants and Donations (Less than
 12 months)

Source Agencies and Projects	UACS CODE	Approved Budgeted Revenue/ Receipts	Approved Budget Adjustments (Additions, Reductions, Modifications/ Augmentations)	Adjusted Budgeted Revenue	Utilizations				Total	Disbursements				Total	Unfilled Budget	Balances	
					1st Quarter Ending March 31	2nd Quarter Ending June 30	3rd Quarter Ending September 30	4th Quarter Ending December 31		1st Quarter Ending March 31	2nd Quarter Ending June 30	3rd Quarter Ending September 30	4th Quarter Ending December 31			Unpaid Obligations (10-15)-(17+18)	Due and Demandable
1	2	3	4	5=(3)-(4)	6	7	8	9	10=(5+7+8+9)	11	12	13	14	15=(11+12+13+14)	16=(5-10)	17	18

Certified Correct:



MARIE VIC L. SISON
 ADOF V/Budget Officer III
 Date: February 3, 2026 04:23 PM

Certified Correct:



RYAN JOSEPH C. RODRIGUEZ
 Chief Accountant
 Date: February 3, 2026 04:23 PM

Recommending Approval By:



ISABELITA D. VELENA
 ASCC for Admin
 Date:

Approved By:



SOLOMON M. HERMOSURA
 Government Corporate Counsel
 Date: