


MONTHLY REPORT OF DISBURSEMENTS
For the month of October 2025


Department : Department of Justice (DOJ)
 Agency/Entity : Office of the Government Corporate Counsel
 Operating Unit : < not applicable >
 Organization Code (UACS) : 15 006 0000000
 Fund Cluster : 01 - Regular Agency Fund
 (e.g. UACS Fund Cluster: 01-Regular Agency Fund, 02-Foreign Assisted Projects Fund, 03-Special Account-Locally Funded/Domestic Grants Fund, etc.)


Particulars	Current Year Budget				Prior Year's Budget			SUB-TOTAL	Trust Liabilities		Grand Total			Remarks		
	PS	MOOE	CO	TOTAL	Prior Year's Accounts Payable				TOTAL	PS	MOOE	TOTAL				
	2	3	5	6=(2+3+4+5)	PS	MOOE	Sub-11=(7)		7	8	11=(7)	18=(6+17)	22=(19+20+21)		23	24
CASH DISBURSEMENTS	19,217,212.36	4,920,839.58	0.00	24,138,051.94	0.00	0.00	0.00	24,138,051.94	0.00	19,217,212.36	4,920,839.58	24,138,051.94				
Notice of Cash Allocation (NCA)	19,217,212.36	4,920,839.58	0.00	24,138,051.94	0.00	0.00	0.00	24,138,051.94	0.00	19,217,212.36	4,920,839.58	24,138,051.94				
MDS Checks Issued	335,945.41	1,376,459.69	0.00	1,712,405.10	0.00	0.00	0.00	1,712,405.10	0.00	335,945.41	1,376,459.69	1,712,405.10				
Advice to Debit Account	18,881,266.95	3,544,379.89	0.00	22,425,646.84	0.00	0.00	0.00	22,425,646.84	0.00	18,881,266.95	3,544,379.89	22,425,646.84				
Notice of Transfer Allocations (NTA)	0.00	0.00	0.00	0.00	0.00	0.00	0.00	0.00	0.00	0.00	0.00	0.00				
MDS Checks Issued	0.00	0.00	0.00	0.00	0.00	0.00	0.00	0.00	0.00	0.00	0.00	0.00				
Advice to Debit Account	0.00	0.00	0.00	0.00	0.00	0.00	0.00	0.00	0.00	0.00	0.00	0.00				
Working Fund for FAPs	0.00	0.00	0.00	0.00	0.00	0.00	0.00	0.00	0.00	0.00	0.00	0.00				
Cash Disbursement Ceiling (CDC)	0.00	0.00	0.00	0.00	0.00	0.00	0.00	0.00	0.00	0.00	0.00	0.00				
TOTAL CASH DISBURSEMENTS	19,217,212.36	4,920,839.58	0.00	24,138,051.94	0.00	0.00	0.00	24,138,051.94	0.00	19,217,212.36	4,920,839.58	24,138,051.94				
NON-CASH DISBURSEMENTS	1,963,149.26	187,173.96	0.00	2,150,323.22	0.00	0.00	0.00	2,150,323.22	0.00	1,963,149.26	187,173.96	2,150,323.22				
Tax Remittance Advices Issued (TRA)	1,963,149.26	187,173.96	0.00	2,150,323.22	0.00	0.00	0.00	2,150,323.22	0.00	1,963,149.26	187,173.96	2,150,323.22				
Non-Cash Availment Authority (NCAA)	0.00	0.00	0.00	0.00	0.00	0.00	0.00	0.00	0.00	0.00	0.00	0.00				
Disbursements effected through outright	0.00	0.00	0.00	0.00	0.00	0.00	0.00	0.00	0.00	0.00	0.00	0.00				
Overpayment of expenses(e.g.	0.00	0.00	0.00	0.00	0.00	0.00	0.00	0.00	0.00	0.00	0.00	0.00				
Restitution for loss of government	0.00	0.00	0.00	0.00	0.00	0.00	0.00	0.00	0.00	0.00	0.00	0.00				
Liquidated damages and similar claims	0.00	0.00	0.00	0.00	0.00	0.00	0.00	0.00	0.00	0.00	0.00	0.00				
Others(TEF, BTr-Documentary Stamp	0.00	0.00	0.00	0.00	0.00	0.00	0.00	0.00	0.00	0.00	0.00	0.00				
TOTAL NON-CASH DISBURSEMENTS	1,963,149.26	187,173.96	0.00	2,150,323.22	0.00	0.00	0.00	2,150,323.22	0.00	1,963,149.26	187,173.96	2,150,323.22				
GRAND TOTAL	21,180,361.62	5,108,013.54	0.00	26,288,375.16	0.00	0.00	0.00	26,288,375.16	0.00	21,180,361.62	5,108,013.54	26,288,375.16				

Particulars (1)	Previous Report (2)	This Month (3)	As at Date (4)
Total Disbursement Authorities Received	314,703,608.78	73,761,593.22	388,465,202.00
NCA	275,099,302.05	71,611,270.00	346,710,572.05
NTA	0.00	0.00	0.00
Working Fund	0.00	0.00	0.00
TRA	39,604,306.73	2,150,323.22	41,754,629.95
CDC	0.00	0.00	0.00
NCAA	0.00	0.00	0.00
Less: Notice of Transfer of Allocations (NTA)* issued	0.00	0.00	0.00
Total Disbursement Authorities Available	314,703,608.78	73,761,593.22	388,465,202.00
Less:	0.00	0.00	0.00
Lapsed NCA Disbursements	49,511,396.94	7,273.75	49,518,670.69
Less: Other Non-Cash Disbursements	265,184,938.09	26,288,375.16	291,473,313.25
Disbursements effected through outright deductions from claims	0.00	0.00	0.00
Overpayment of expenses(e.g. personnel benefits)	0.00	0.00	0.00
Restitution for loss of government property	0.00	0.00	0.00
Liquidated damages and similar claims	0.00	0.00	0.00
Others (e.g. TEF, BTr, Docs Stamp, etc.)	0.00	0.00	0.00
Add/Less: Adjustments (e.g. cancelled/staled checks)	0.00	0.00	0.00
Balance of Disbursement Authorities as at date	7,273.75	47,465,944.31	47,473,218.06
Total Disbursements Program	265,184,938.09	26,288,375.16	291,473,313.25
Less: *Actual Disbursements (Over)/Under spending	265,184,938.09	26,288,375.16	291,473,313.25
	0.00	0.00	0.00

Notes: * The use of NTA is discouraged
 Notes: ** Amounts should tally with the grand total disbursement (column 27).

Certified Correct:

 MARIE VIC L. SISON
 ADOF V/Budget Officer III
 Date: December 26, 2025 05:05 PM

Recommending

 RYAN JOSEPH C. RODRIGUEZ
 Chief Accountant FMD
 December 26, 2025 05:07 PM

Approved By:

 MARIO R. PILASPILAS
 Government Corporate Attorney for Admin
 Date: December 26, 2025 05:09 PM

MONTHLY REPORT OF DISBURSEMENTS
For the month of November 2025

Department : Department of Justice (DOJ)
 Agency/Entity : Office of the Government Corporate Counsel
 Operating Unit : < not applicable >
 Organization Code (UACS) : 15 006 0000000
 Fund Cluster : 01 - Regular Agency Fund
 (e.g. UACS Fund Cluster: 01-Regular Agency Fund, 02-Foreign Assisted Projects Fund, 03-Special Account-Locally Funded/Domestic Grants Fund, etc.)

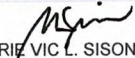
Particulars	Current Year Budget					Prior Year's Budget			Grand Total			Remarks
	PS	MOOE	FinEx	CO	TOTAL	Prior Year's Accounts Payable		SUB-TOTAL	PS	MOOE	TOTAL	
						PS	MOOE					
1	2	3	4	5	6=(2+3+4+5)	7	8	18=(6+17)	23	24	27=(23+24+25+26)	28
CASH DISBURSEMENTS	25,496,779.84	4,454,360.69	0.00	0.00	29,951,140.53	0.00	0.00	29,951,140.53	25,496,779.84	4,454,360.69	29,951,140.53	
Notice of Cash Allocation (NCA)	25,496,779.84	4,454,360.69	0.00	0.00	29,951,140.53	0.00	0.00	29,951,140.53	25,496,779.84	4,454,360.69	29,951,140.53	
MDS Checks Issued	352,768.96	2,089,378.13	0.00	0.00	2,442,147.09	0.00	0.00	2,442,147.09	352,768.96	2,089,378.13	2,442,147.09	
Advice to Debit Account	25,144,010.88	2,364,982.56	0.00	0.00	27,508,993.44	0.00	0.00	27,508,993.44	25,144,010.88	2,364,982.56	27,508,993.44	
Notice of Transfer Allocations (NTA)	0.00	0.00	0.00	0.00	0.00	0.00	0.00	0.00	0.00	0.00	0.00	
MDS Checks Issued	0.00	0.00	0.00	0.00	0.00	0.00	0.00	0.00	0.00	0.00	0.00	
Advice to Debit Account	0.00	0.00	0.00	0.00	0.00	0.00	0.00	0.00	0.00	0.00	0.00	
Working Fund for FAPs	0.00	0.00	0.00	0.00	0.00	0.00	0.00	0.00	0.00	0.00	0.00	
Cash Disbursement Ceiling (CDC)	0.00	0.00	0.00	0.00	0.00	0.00	0.00	0.00	0.00	0.00	0.00	
TOTAL CASH DISBURSEMENTS	25,496,779.84	4,454,360.69	0.00	0.00	29,951,140.53	0.00	0.00	29,951,140.53	25,496,779.84	4,454,360.69	29,951,140.53	
NON-CASH DISBURSEMENTS	11,220.49	279,031.46	0.00	0.00	290,251.95	0.00	0.00	290,251.95	11,220.49	279,031.46	290,251.95	
Tax Remittance Advices Issued (TRA)	11,220.49	279,031.46	0.00	0.00	290,251.95	0.00	0.00	290,251.95	11,220.49	279,031.46	290,251.95	
Non-Cash Availment Authority (NCAA)	0.00	0.00	0.00	0.00	0.00	0.00	0.00	0.00	0.00	0.00	0.00	
Disbursements effected through outright	0.00	0.00	0.00	0.00	0.00	0.00	0.00	0.00	0.00	0.00	0.00	
Overpayment of expenses(e.g. personnel	0.00	0.00	0.00	0.00	0.00	0.00	0.00	0.00	0.00	0.00	0.00	
Restitution for loss of government	0.00	0.00	0.00	0.00	0.00	0.00	0.00	0.00	0.00	0.00	0.00	
Liquidated damages and similar claims	0.00	0.00	0.00	0.00	0.00	0.00	0.00	0.00	0.00	0.00	0.00	
Others(TEF, BTr-Documentary Stamp Tax,	0.00	0.00	0.00	0.00	0.00	0.00	0.00	0.00	0.00	0.00	0.00	
TOTAL NON-CASH DISBURSEMENTS	11,220.49	279,031.46	0.00	0.00	290,251.95	0.00	0.00	290,251.95	11,220.49	279,031.46	290,251.95	
GRAND TOTAL	25,508,000.33	4,733,392.15	0.00	0.00	30,241,392.48	0.00	0.00	30,241,392.48	25,508,000.33	4,733,392.15	30,241,392.48	

SUMMARY

Particulars (1)	Previous Report (2)	This Month (3)	As at Date (4)
Total Disbursement Authorities Received	388,465,202.00	87,387,940.01	475,853,142.01
NCA	346,710,572.05	87,097,688.06	433,808,260.11
NTA	0.00	0.00	0.00
Working Fund	0.00	0.00	0.00
TRA	41,754,629.95	290,251.95	42,044,881.90
CDC	0.00	0.00	0.00
NCAA	0.00	0.00	0.00
Less: Notice of Transfer of Allocations (NTA)* issued	0.00	0.00	0.00
Total Disbursement Authorities Available	388,465,202.00	87,387,940.01	475,853,142.01
Less:	0.00	0.00	0.00
Lapsed NCA	49,518,670.69	47,473,218.06	96,991,888.75
Disbursements	291,473,313.25	30,241,392.48	321,714,705.73
Less: Other Non-Cash Disbursements	0.00	0.00	0.00
Disbursements effected through outright deductions from claims	0.00	0.00	0.00
Overpayment of expenses(e.g. personnel benefits)	0.00	0.00	0.00
Restitution for loss of government property	0.00	0.00	0.00
Liquidated damages and similar claims	0.00	0.00	0.00
Others (e.g. TEF, BTr, Docs Stamp, etc.)	0.00	0.00	0.00
Add/Less: Adjustments (e.g. cancelled/staled checks)	0.00	0.00	0.00
Balance of Disbursement Authorities as at date	47,473,218.06	9,673,329.47	57,146,547.53
Total Disbursements Program	291,473,313.25	30,241,392.48	321,714,705.73
Less: *Actual Disbursements	291,473,313.25	30,241,392.48	321,714,705.73
(Over)/Under spending	0.00	0.00	0.00

Notes: * The use of NTA is discouraged
 Notes: ** Amounts should tally with the grand total disbursement (column 27).

Certified Correct:


 MARIE VIC L. SISON


ADOF V/Budget Officer III
 Date: December 30, 2025 08:03 PM

Recommending Approval:


 RYLAN JOSEPH C. RODRIGUEZ

Chief Accountant FMD
 Date: December 30, 2025 08:07 PM

Approved By:


 MARIO R. PILASPIAS

Government Corporate Attorney for
 Date: