

STATEMENT OF APPROPRIATIONS, ALLOTMENTS, OBLIGATIONS, DISBURSEMENTS AND BALANCES

As at the Quarter Ending March 31, 2025

Department : Department of Justice (DOJ)  
 Agency/Entity : Office of the Government Corporate Counsel  
 Operating Unit : < not applicable >  
 Organization Code (UACS) : 15 006 0000000  
 Fund Cluster : 01 - Regular Agency Fund


X	Current Year Appropriations
	Supplemental Appropriations
	Continuing Appropriations

(e.g. UACS Fund Cluster: 01-Regular Agency Fund, 02-Foreign Assisted Projects Fund, 03-Special Account-Locally Funded/Domestic Grants Fund, and 04-Special Account-Foreign Assisted/Foreign Grants Fund)

Particulars	UACS CODE	Appropriations			Allotments			Current Year Obligations		Current Year Disbursements		Balances			
		Authorized Appropriations	Adjustments (Transfer To/From, Modifications/Augmentations)	Adjusted Appropriations	Allotments Received	Adjustments (Reductions, Modifications/Augmentations)	Adjusted Allotments	1st Quarter Ending March 31	Total	1st Quarter Ending March 31	Total	Unreleased Appropriations	Unobligated Allotments	Unpaid Obligations (15-20)=(23+24)	
														Due and Demanded	Not Yet Due and
1	2	3	4	5=(3+4)	6	7	10=[(6+(-)7)-8+9]	11	15=(11+12+13+14)	16	20=(16+17+18+19)	21	22	23	24
<b>I. Agency Specific Budget</b>		288,119,000.00	0.00	288,119,000.00	288,119,000.00	0.00	288,119,000.00	48,736,160.34	48,736,160.34	48,736,160.34	48,736,160.34	0.00	239,382,839.66	0.00	0.00
General Administration and Support	1000000000 00000	154,920,000.00	0.00	154,920,000.00	154,920,000.00	0.00	154,920,000.00	15,135,035.67	15,135,035.67	15,135,035.67	15,135,035.67	0.00	139,784,964.33	0.00	0.00
General Management and Supervision	1000001000 01000	154,713,000.00	0.00	154,713,000.00	154,713,000.00	0.00	154,713,000.00	15,135,035.67	15,135,035.67	15,135,035.67	15,135,035.67	0.00	139,577,964.33	0.00	0.00
PS		58,089,000.00	0.00	58,089,000.00	58,089,000.00	0.00	58,089,000.00	8,323,388.88	8,323,388.88	8,323,388.88	8,323,388.88	0.00	49,765,611.12	0.00	0.00
MOOE		89,684,000.00	0.00	89,684,000.00	89,684,000.00	0.00	89,684,000.00	6,811,646.79	6,811,646.79	6,811,646.79	6,811,646.79	0.00	82,872,353.21	0.00	0.00
CO		6,940,000.00	0.00	6,940,000.00	6,940,000.00	0.00	6,940,000.00	0.00	0.00	0.00	0.00	0.00	6,940,000.00	0.00	0.00
Administration of Personnel Benefits	1000001000 02000	207,000.00	0.00	207,000.00	207,000.00	0.00	207,000.00	0.00	0.00	0.00	0.00	0.00	207,000.00	0.00	0.00
PS		207,000.00	0.00	207,000.00	207,000.00	0.00	207,000.00	0.00	0.00	0.00	0.00	0.00	207,000.00	0.00	0.00
Sub-Total, General Administration and Support		154,920,000.00	0.00	154,920,000.00	154,920,000.00	0.00	154,920,000.00	15,135,035.67	15,135,035.67	15,135,035.67	15,135,035.67	0.00	139,784,964.33	0.00	0.00
PS		58,296,000.00	0.00	58,296,000.00	58,296,000.00	0.00	58,296,000.00	8,323,388.88	8,323,388.88	8,323,388.88	8,323,388.88	0.00	49,972,611.12	0.00	0.00
MOOE		89,684,000.00	0.00	89,684,000.00	89,684,000.00	0.00	89,684,000.00	6,811,646.79	6,811,646.79	6,811,646.79	6,811,646.79	0.00	82,872,353.21	0.00	0.00
CO		6,940,000.00	0.00	6,940,000.00	6,940,000.00	0.00	6,940,000.00	0.00	0.00	0.00	0.00	0.00	6,940,000.00	0.00	0.00
Operations	3000000000 00000	133,199,000.00	0.00	133,199,000.00	133,199,000.00	0.00	133,199,000.00	33,601,124.67	33,601,124.67	33,601,124.67	33,601,124.67	0.00	99,597,875.33	0.00	0.00
OO : Efficient Legal Services for Government Corporations Ensured		133,199,000.00	0.00	133,199,000.00	133,199,000.00	0.00	133,199,000.00	33,601,124.67	33,601,124.67	33,601,124.67	33,601,124.67	0.00	99,597,875.33	0.00	0.00
LEGAL SERVICES FOR GOVERNMENT CORPORATIONS PROGRAM		133,199,000.00	0.00	133,199,000.00	133,199,000.00	0.00	133,199,000.00	33,601,124.67	33,601,124.67	33,601,124.67	33,601,124.67	0.00	99,597,875.33	0.00	0.00
Legal Services to GOCCs	3101001000 01000	133,199,000.00	0.00	133,199,000.00	133,199,000.00	0.00	133,199,000.00	33,601,124.67	33,601,124.67	33,601,124.67	33,601,124.67	0.00	99,597,875.33	0.00	0.00
PS		115,522,000.00	0.00	115,522,000.00	115,522,000.00	0.00	115,522,000.00	31,810,788.90	31,810,788.90	31,810,788.90	31,810,788.90	0.00	83,711,211.10	0.00	0.00
MOOE		17,677,000.00	0.00	17,677,000.00	17,677,000.00	0.00	17,677,000.00	1,790,335.77	1,790,335.77	1,790,335.77	1,790,335.77	0.00	15,886,664.23	0.00	0.00
Sub-Total, Operations		133,199,000.00	0.00	133,199,000.00	133,199,000.00	0.00	133,199,000.00	33,601,124.67	33,601,124.67	33,601,124.67	33,601,124.67	0.00	99,597,875.33	0.00	0.00
PS		115,522,000.00	0.00	115,522,000.00	115,522,000.00	0.00	115,522,000.00	31,810,788.90	31,810,788.90	31,810,788.90	31,810,788.90	0.00	83,711,211.10	0.00	0.00
MOOE		17,677,000.00	0.00	17,677,000.00	17,677,000.00	0.00	17,677,000.00	1,790,335.77	1,790,335.77	1,790,335.77	1,790,335.77	0.00	15,886,664.23	0.00	0.00
<b>Sub-Total, I. Agency Specific Budget</b>		<b>288,119,000.00</b>	<b>0.00</b>	<b>288,119,000.00</b>	<b>288,119,000.00</b>	<b>0.00</b>	<b>288,119,000.00</b>	<b>48,736,160.34</b>	<b>48,736,160.34</b>	<b>48,736,160.34</b>	<b>48,736,160.34</b>	<b>0.00</b>	<b>239,382,839.66</b>	<b>0.00</b>	<b>0.00</b>
PS		173,818,000.00	0.00	173,818,000.00	173,818,000.00	0.00	173,818,000.00	40,134,177.78	40,134,177.78	40,134,177.78	40,134,177.78	0.00	133,683,822.22	0.00	0.00
MOOE		107,361,000.00	0.00	107,361,000.00	107,361,000.00	0.00	107,361,000.00	8,601,982.56	8,601,982.56	8,601,982.56	8,601,982.56	0.00	98,759,017.44	0.00	0.00
CO		6,940,000.00	0.00	6,940,000.00	6,940,000.00	0.00	6,940,000.00	0.00	0.00	0.00	0.00	0.00	6,940,000.00	0.00	0.00
<b>II. Automatic Appropriations</b>		<b>10,322,000.00</b>	<b>1,337,000.00</b>	<b>11,659,000.00</b>	<b>11,659,000.00</b>	<b>0.00</b>	<b>11,659,000.00</b>	<b>2,875,008.23</b>	<b>2,875,008.23</b>	<b>2,875,008.23</b>	<b>2,875,008.23</b>	<b>0.00</b>	<b>8,783,991.77</b>	<b>0.00</b>	<b>0.00</b>

Particulars	UACS CODE	Appropriations			Allotments			Current Year Obligations		Current Year Disbursements		Balances				
		Authorized Appropriations	Adjustments (Transfer To/From, Modifications/Augmentations)	Adjusted Appropriations	Allotments Received	Adjustments (Reductions, Modifications/Augmentations)	Adjusted Allotments	1st Quarter Ending March 31	Total	1st Quarter Ending March 31	Total	Unreleased Appropriations	Unobligated Allotments	Unpaid Obligations (15-20)=(23+24)		
														Due and Demanda	Not Yet Due and	
1	2	3	4	5=(3+4)	6	7	10=[(6+(-)7)-8+9]	11	15=(11+12+13+14)	16	20=(16+17+18+19)	21	22	23	24	
Retirement and Life Insurance Premiums	102	10,322,000.00	1,337,000.00	11,659,000.00	11,659,000.00	0.00	11,659,000.00	2,875,008.23	2,875,008.23	2,875,008.23	2,875,008.23	0.00	8,783,991.77	0.00	0.00	
General Administration and Support	1000000000	3,975,000.00	1,337,000.00	5,312,000.00	5,312,000.00	0.00	5,312,000.00	692,941.30	692,941.30	692,941.30	692,941.30	0.00	4,619,058.70	0.00	0.00	
PS		3,975,000.00	1,337,000.00	5,312,000.00	5,312,000.00	0.00	5,312,000.00	692,941.30	692,941.30	692,941.30	692,941.30	0.00	4,619,058.70	0.00	0.00	
<b>Sub-total, General Administration and Support</b>		<b>3,975,000.00</b>	<b>1,337,000.00</b>	<b>5,312,000.00</b>	<b>5,312,000.00</b>	<b>0.00</b>	<b>5,312,000.00</b>	<b>692,941.30</b>	<b>692,941.30</b>	<b>692,941.30</b>	<b>692,941.30</b>	<b>0.00</b>	<b>4,619,058.70</b>	<b>0.00</b>	<b>0.00</b>	
PS		3,975,000.00	1,337,000.00	5,312,000.00	5,312,000.00	0.00	5,312,000.00	692,941.30	692,941.30	692,941.30	692,941.30	0.00	4,619,058.70	0.00	0.00	
Operations	3000000000	6,347,000.00	0.00	6,347,000.00	6,347,000.00	0.00	6,347,000.00	2,182,066.93	2,182,066.93	2,182,066.93	2,182,066.93	0.00	4,164,933.07	0.00	0.00	
OO : Efficient Legal Services for Government Corporations Ensured	00000	6,347,000.00	0.00	6,347,000.00	6,347,000.00	0.00	6,347,000.00	2,182,066.93	2,182,066.93	2,182,066.93	2,182,066.93	0.00	4,164,933.07	0.00	0.00	
LEGAL SERVICES FOR GOVERNMENT CORPORATIONS PROGRAM		6,347,000.00	0.00	6,347,000.00	6,347,000.00	0.00	6,347,000.00	2,182,066.93	2,182,066.93	2,182,066.93	2,182,066.93	0.00	4,164,933.07	0.00	0.00	
Legal Services to GOCCs	3101001000	6,347,000.00	0.00	6,347,000.00	6,347,000.00	0.00	6,347,000.00	2,182,066.93	2,182,066.93	2,182,066.93	2,182,066.93	0.00	4,164,933.07	0.00	0.00	
PS	01000	6,347,000.00	0.00	6,347,000.00	6,347,000.00	0.00	6,347,000.00	2,182,066.93	2,182,066.93	2,182,066.93	2,182,066.93	0.00	4,164,933.07	0.00	0.00	
<b>Sub-total, Operations</b>		<b>6,347,000.00</b>	<b>0.00</b>	<b>6,347,000.00</b>	<b>6,347,000.00</b>	<b>0.00</b>	<b>6,347,000.00</b>	<b>2,182,066.93</b>	<b>2,182,066.93</b>	<b>2,182,066.93</b>	<b>2,182,066.93</b>	<b>0.00</b>	<b>4,164,933.07</b>	<b>0.00</b>	<b>0.00</b>	
PS		6,347,000.00	0.00	6,347,000.00	6,347,000.00	0.00	6,347,000.00	2,182,066.93	2,182,066.93	2,182,066.93	2,182,066.93	0.00	4,164,933.07	0.00	0.00	
<b>Sub-total, II. Automatic Appropriations</b>		<b>10,322,000.00</b>	<b>1,337,000.00</b>	<b>11,659,000.00</b>	<b>11,659,000.00</b>	<b>0.00</b>	<b>11,659,000.00</b>	<b>2,875,008.23</b>	<b>2,875,008.23</b>	<b>2,875,008.23</b>	<b>2,875,008.23</b>	<b>0.00</b>	<b>8,783,991.77</b>	<b>0.00</b>	<b>0.00</b>	
PS		10,322,000.00	1,337,000.00	11,659,000.00	11,659,000.00	0.00	11,659,000.00	2,875,008.23	2,875,008.23	2,875,008.23	2,875,008.23	0.00	8,783,991.77	0.00	0.00	
<b>III. Special Purpose Fund</b>		<b>0.00</b>	<b>39,007,708.00</b>	<b>39,007,708.00</b>	<b>0.00</b>	<b>39,007,708.00</b>	<b>39,007,708.00</b>	<b>18,522,408.54</b>	<b>18,522,408.54</b>	<b>18,522,408.54</b>	<b>18,522,408.54</b>	<b>0.00</b>	<b>20,485,299.46</b>	<b>0.00</b>	<b>0.00</b>	
Miscellaneous Personnel Benefits Fund		0.00	13,081,000.00	13,081,000.00	0.00	13,081,000.00	13,081,000.00	0.00	0.00	0.00	0.00	0.00	13,081,000.00	0.00	0.00	
PS		0.00	13,081,000.00	13,081,000.00	0.00	13,081,000.00	13,081,000.00	0.00	0.00	0.00	0.00	0.00	13,081,000.00	0.00	0.00	
Pension and Gratuity Fund		0.00	25,926,708.00	25,926,708.00	0.00	25,926,708.00	25,926,708.00	18,522,408.54	18,522,408.54	18,522,408.54	18,522,408.54	0.00	7,404,299.46	0.00	0.00	
PS		0.00	25,926,708.00	25,926,708.00	0.00	25,926,708.00	25,926,708.00	18,522,408.54	18,522,408.54	18,522,408.54	18,522,408.54	0.00	7,404,299.46	0.00	0.00	
<b>Sub-Total, III. Special Purpose Fund</b>		<b>0.00</b>	<b>39,007,708.00</b>	<b>39,007,708.00</b>	<b>0.00</b>	<b>39,007,708.00</b>	<b>39,007,708.00</b>	<b>18,522,408.54</b>	<b>18,522,408.54</b>	<b>18,522,408.54</b>	<b>18,522,408.54</b>	<b>0.00</b>	<b>20,485,299.46</b>	<b>0.00</b>	<b>0.00</b>	
PS		0.00	39,007,708.00	39,007,708.00	0.00	39,007,708.00	39,007,708.00	18,522,408.54	18,522,408.54	18,522,408.54	18,522,408.54	0.00	20,485,299.46	0.00	0.00	
<b>GRAND TOTAL</b>		<b>298,441,000.00</b>	<b>40,344,708.00</b>	<b>338,785,708.00</b>	<b>299,778,000.00</b>	<b>39,007,708.00</b>	<b>338,785,708.00</b>	<b>70,133,577.11</b>	<b>70,133,577.11</b>	<b>70,133,577.11</b>	<b>70,133,577.11</b>	<b>0.00</b>	<b>268,652,130.89</b>	<b>0.00</b>	<b>0.00</b>	
PS		184,140,000.00	40,344,708.00	224,484,708.00	185,477,000.00	39,007,708.00	224,484,708.00	61,531,594.55	61,531,594.55	61,531,594.55	61,531,594.55	0.00	162,953,113.45	0.00	0.00	
MOOE		107,361,000.00	0.00	107,361,000.00	107,361,000.00	0.00	107,361,000.00	8,601,982.56	8,601,982.56	8,601,982.56	8,601,982.56	0.00	98,759,017.44	0.00	0.00	
FINEX		0.00	0.00	0.00	0.00	0.00	0.00	0.00	0.00	0.00	0.00	0.00	0.00	0.00	0.00	
CO		6,940,000.00	0.00	6,940,000.00	6,940,000.00	0.00	6,940,000.00	0.00	0.00	0.00	0.00	0.00	6,940,000.00	0.00	0.00	
<b>Recapitulation by OO:</b>																
LEGAL SERVICES FOR GOVERNMENT CORPORATIONS PROGRAM		133,199,000.00	0.00	133,199,000.00	133,199,000.00	0.00	133,199,000.00	33,601,124.67	33,601,124.67	33,601,124.67	33,601,124.67	0.00	99,597,875.33	0.00	0.00	

Certified Correct:

  
**MARIE VIC L. SISON**  
 BUDGET OFFICER II  
 Date:


Certified Correct:

  
**RYAN JOSEPH C. RODRIGUEZ**  
 SUPERVISING ADMINISTRATIVE OFFICER  
 Date:

Recommending Approval By:

  
**MARIO R. PILASPILAS**  
 GOVERNMENT CORPORATE ATTORNEY FOR ADMINISTRATION  
 Date:

Approved By:

  
**SOLOMON M. HERMOSURA**  
 GOVERNMENT CORPORATE COUNSEL  
 Date:

**STATEMENT OF APPROPRIATIONS, ALLOTMENTS, OBLIGATIONS, DISBURSEMENTS AND BALANCES**  
**As at the Quarter Ending March 31, 2025**

Department : Department of Justice (DOJ)  
 Agency/Entity : Office of the Government Corporate Counsel  
 Operating Unit : < not applicable >  
 Organization Code (UACS) : 15 006 0000000  
 Fund Cluster : 01 - Regular Agency Fund

	Current Year Appropriations
	Supplemental Appropriations
X	Continuing Appropriations

(e.g. UACS Fund Cluster: 01-Regular Agency Fund, 02-Foreign Assisted Projects Fund, 03-Special Account-Locally Funded/Domestic Grants Fund, and 04-Special Account-Foreign Assisted/Foreign Grants Fund)

Particulars	UACS CODE	Appropriations			Allotments				Current Year Obligations		Current Year Disbursements		Balances				
		Authorized Appropriations	Adjustments (Transfer To/From, Modifications/Augmentations)	Adjusted Appropriations	Allotments		Adjustments (Reductions, Modifications/Augmentations)	Adjusted Allotments	1st Quarter Ending March 31	Total	1st Quarter Ending March 31	Total	Unused Funds		Unpaid Obligations (16-21)=(24+25)		
					SARO	Unobligated							11=[(6+7)+(-)8]-9+10]	16=(12+13+14+15)	17	21=(17+18+19+20)	Unreleased
1	2	3	4	5=(3+4)	6	7	8	9	10	12	16	17	21	22=(5-11)	23=(11-16)	24	25
Unobligated Allotment		0.00	0.00	0.00	0.00	19,468,846.07	0.00	19,468,846.07		511,682.99	511,682.99	511,682.99	511,682.99	0.00	18,957,163.08	0.00	0.00
<b>I. Agency Specific Budget</b>		0.00	0.00	0.00	0.00	19,468,846.07	0.00	19,468,846.07		511,682.99	511,682.99	511,682.99	511,682.99	0.00	18,957,163.08	0.00	0.00
General Administration and Support	1000000000000000	0.00	0.00	0.00	0.00	15,884,606.76	0.00	15,884,606.76		220,291.34	220,291.34	220,291.34	220,291.34	0.00	15,664,315.42	0.00	0.00
General Management and Supervision	100000100001000	0.00	0.00	0.00	0.00	15,884,606.76	0.00	15,884,606.76		220,291.34	220,291.34	220,291.34	220,291.34	0.00	15,664,315.42	0.00	0.00
MOOE		0.00	0.00	0.00	0.00	2,204,606.76	0.00	2,204,606.76		220,291.34	220,291.34	220,291.34	220,291.34	0.00	1,984,315.42	0.00	0.00
CO		0.00	0.00	0.00	0.00	13,680,000.00	0.00	13,680,000.00		0.00	0.00	0.00	0.00	0.00	13,680,000.00	0.00	0.00
Sub-Total, General Administration and Support		0.00	0.00	0.00	0.00	15,884,606.76	0.00	15,884,606.76		220,291.34	220,291.34	220,291.34	220,291.34	0.00	15,664,315.42	0.00	0.00
PS		0.00	0.00	0.00	0.00	0.00	0.00	0.00		0.00	0.00	0.00	0.00	0.00	0.00	0.00	0.00
MOOE		0.00	0.00	0.00	0.00	2,204,606.76	0.00	2,204,606.76		220,291.34	220,291.34	220,291.34	220,291.34	0.00	1,984,315.42	0.00	0.00
FinEx (if Applicable)		0.00	0.00	0.00	0.00	0.00	0.00	0.00		0.00	0.00	0.00	0.00	0.00	0.00	0.00	0.00
CO		0.00	0.00	0.00	0.00	13,680,000.00	0.00	13,680,000.00		0.00	0.00	0.00	0.00	0.00	13,680,000.00	0.00	0.00
Operations	3000000000000000	0.00	0.00	0.00	0.00	3,584,239.31	0.00	3,584,239.31		291,391.65	291,391.65	291,391.65	291,391.65	0.00	3,292,847.66	0.00	0.00
OO : Efficient Legal Services for Government Corporations Ensured		0.00	0.00	0.00	0.00	3,584,239.31	0.00	3,584,239.31		291,391.65	291,391.65	291,391.65	291,391.65	0.00	3,292,847.66	0.00	0.00
LEGAL SERVICES FOR GOVERNMENT CORPORATIONS PROGRAM		0.00	0.00	0.00	0.00	3,584,239.31	0.00	3,584,239.31		291,391.65	291,391.65	291,391.65	291,391.65	0.00	3,292,847.66	0.00	0.00
Legal Services to GOCCs	310100100001000	0.00	0.00	0.00	0.00	3,584,239.31	0.00	3,584,239.31		291,391.65	291,391.65	291,391.65	291,391.65	0.00	3,292,847.66	0.00	0.00
MOOE		0.00	0.00	0.00	0.00	3,584,239.31	0.00	3,584,239.31		291,391.65	291,391.65	291,391.65	291,391.65	0.00	3,292,847.66	0.00	0.00
Sub-Total, Operations		0.00	0.00	0.00	0.00	3,584,239.31	0.00	3,584,239.31		291,391.65	291,391.65	291,391.65	291,391.65	0.00	3,292,847.66	0.00	0.00
PS		0.00	0.00	0.00	0.00	0.00	0.00	0.00		0.00	0.00	0.00	0.00	0.00	0.00	0.00	0.00
MOOE		0.00	0.00	0.00	0.00	3,584,239.31	0.00	3,584,239.31		291,391.65	291,391.65	291,391.65	291,391.65	0.00	3,292,847.66	0.00	0.00
FinEx (if Applicable)		0.00	0.00	0.00	0.00	0.00	0.00	0.00		0.00	0.00	0.00	0.00	0.00	0.00	0.00	0.00
CO		0.00	0.00	0.00	0.00	0.00	0.00	0.00		0.00	0.00	0.00	0.00	0.00	0.00	0.00	0.00
<b>Sub-Total, I. Agency Specific Budget</b>		<b>0.00</b>	<b>0.00</b>	<b>0.00</b>	<b>0.00</b>	<b>19,468,846.07</b>	<b>0.00</b>	<b>19,468,846.07</b>		<b>511,682.99</b>	<b>511,682.99</b>	<b>511,682.99</b>	<b>511,682.99</b>	<b>0.00</b>	<b>18,957,163.08</b>	<b>0.00</b>	<b>0.00</b>
PS		0.00	0.00	0.00	0.00	0.00	0.00	0.00		0.00	0.00	0.00	0.00	0.00	0.00	0.00	0.00
MOOE		0.00	0.00	0.00	0.00	5,788,846.07	0.00	5,788,846.07		511,682.99	511,682.99	511,682.99	511,682.99	0.00	5,277,163.08	0.00	0.00
FinEx (if Applicable)		0.00	0.00	0.00	0.00	0.00	0.00	0.00		0.00	0.00	0.00	0.00	0.00	0.00	0.00	0.00
CO		0.00	0.00	0.00	0.00	13,680,000.00	0.00	13,680,000.00		0.00	0.00	0.00	0.00	0.00	13,680,000.00	0.00	0.00
<b>GRAND TOTAL</b>		<b>0.00</b>	<b>0.00</b>	<b>0.00</b>	<b>0.00</b>	<b>19,468,846.07</b>	<b>0.00</b>	<b>19,468,846.07</b>		<b>511,682.99</b>	<b>511,682.99</b>	<b>511,682.99</b>	<b>511,682.99</b>	<b>0.00</b>	<b>18,957,163.08</b>	<b>0.00</b>	<b>0.00</b>
PS		0.00	0.00	0.00	0.00	0.00	0.00	0.00		0.00	0.00	0.00	0.00	0.00	0.00	0.00	0.00


Particulars	UACS CODE	Appropriations			Allotments				Current Year Obligations		Current Year Disbursements		Balances			
		Authorized Appropriations	Adjustments (Transfer To/From, Modifications/Augmentation)	Adjusted Appropriations	Allotments		Adjustments (Reductions, Modifications/Augmentations)	Adjusted Allotments	1st Quarter Ending March 31	Total	1st Quarter Ending March 31	Total	Unused Funds		Unpaid Obligations (16-21)=(24+25)	
					SARO	Unobligated							Unreleased	Unobligated Allotments	Due and Demandabl	Not Yet Due and
MOOE		0.00	0.00	0.00	0.00	5,788,846.07	0.00	5,788,846.07	511,682.99	511,682.99	511,682.99	511,682.99	0.00	5,277,163.08	0.00	0.00
FinEx (if Applicable)		0.00	0.00	0.00	0.00	0.00	0.00	0.00	0.00	0.00	0.00	0.00	0.00	0.00	0.00	0.00
CO		0.00	0.00	0.00	0.00	13,680,000.00	0.00	13,680,000.00	0.00	0.00	0.00	0.00	0.00	13,680,000.00	0.00	0.00
Recapitulation by OO:																
Unobligated Allotment		0.00	0.00	0.00	0.00	3,584,239.31	0.00	3,584,239.31	291,391.65	291,391.65	291,391.65	291,391.65	0.00	3,292,847.66	0.00	0.00
LEGAL SERVICES FOR GOVERNMENT CORPORATIONS PROGRAM		0.00	0.00	0.00	0.00	3,584,239.31	0.00	3,584,239.31	291,391.65	291,391.65	291,391.65	291,391.65	0.00	3,292,847.66	0.00	0.00

Certified Correct:

Certified Correct:

Recommending Approval By:

Approved By:

  
 \_\_\_\_\_  
**MARIE VIC L. SISON**  
 BUDGET OFFICER II  
 Date:

  
 \_\_\_\_\_  
**RYAN JOSEPH C. RODRIGUEZ**  
 SUPERVISING ADMINISTRATIVE OFFICER  
 Date:

  
 \_\_\_\_\_  
**MARIO R. PILASPILAS**  
 GOVERNMENT CORPORATE ATTORNEY FOR ADMINISTRATION

  
 \_\_\_\_\_  
**SOLOMON M. HERMOSURA**  
 GOVERNMENT CORPORATE COUNSEL

This report was generated using the Unified Reporting System on April 27, 2025 4:22 PM; Status : SUBMITTED

**SUMMARY OF APPROPRIATIONS, ALLOTMENTS, OBLIGATIONS, DISBURSEMENTS AND BALANCES BY OBJECT OF EXPENDITURES**  
**As at the Quarter Ending March 31, 2025**

Department : Department of Justice (DOJ)  
 Agency/Entity : Office of the Government Corporate Counsel  
 Operating Unit : < not applicable >  
 Organization Code (UACS) : 15 006 0000000  
 Fund Cluster : 01 - Regular Agency Fund

X	Current Year Appropriations
	Supplemental Appropriations
	Continuing Appropriations

(e.g. UACS Fund Cluster: 01-Regular Agency Fund, 02-Foreign Assisted Projects Fund, 03-Special Account-Locally Funded/Domestic Grants Fund, and 04-Special Account-Foreign Assisted/Foreign Grants Fund)

Particulars	UACS CODE	Appropriations			Allotments			Obligations		Disbursements		Balances			
		Authorized Appropriations	Adjustments (Transfer To/From, Modifications/Augmentations)	Adjusted Appropriations	Allotments Received	Adjustments (Reductions, Modifications/Augmentations)	Adjusted Allotments	1st Quarter Ending March 31	Total	1st Quarter Ending March 31	Total	Unreleased Appropriations	Unobligated Allotments	Unpaid Obligations (15-20)=(23+24)	
														Due and Demanda	Not Yet Due
1	2	3	4	5=(3+4)	6	7	10=[(6+(-)7)-8+9]	11	15=(11+12+13+14)	16	20=(16+17+18+19)	21=(5-10)	22=(10-15)	23	24
<b>SUMMARY</b>		298,441,000.00	40,344,708.00	338,785,708.00	299,778,000.00	39,007,708.00	338,785,708.00	70,133,577.11	70,133,577.11	70,133,577.11	70,133,577.11	0.00	268,652,130.89	0.00	0.00
<b>A. AGENCY SPECIFIC BUDGET</b>		288,119,000.00	0.00	288,119,000.00	288,119,000.00	0.00	288,119,000.00	48,736,160.34	48,736,160.34	48,736,160.34	48,736,160.34	0.00	239,382,839.66	0.00	0.00
<b>Personnel Services</b>		173,818,000.00	0.00	173,818,000.00	173,818,000.00	0.00	173,818,000.00	40,134,177.78	40,134,177.78	40,134,177.78	40,134,177.78	0.00	133,683,822.22	0.00	0.00
<b>Salaries and Wages</b>		128,383,000.00	0.00	128,383,000.00	128,383,000.00	0.00	128,383,000.00	33,872,063.66	33,872,063.66	33,872,063.66	33,872,063.66	0.00	94,510,936.34	0.00	0.00
Salaries and Wages - Regular	5010101000	118,935,000.00	0.00	118,935,000.00	118,935,000.00	0.00	118,935,000.00	32,429,674.76	32,429,674.76	32,429,674.76	32,429,674.76	0.00	86,505,325.24	0.00	0.00
Basic Salary - Civilian	5010101001	118,935,000.00	0.00	118,935,000.00	118,935,000.00	0.00	118,935,000.00	32,429,674.76	32,429,674.76	32,429,674.76	32,429,674.76	0.00	86,505,325.24	0.00	0.00
Salaries and Wages - Casual/Contractual	5010102000	9,448,000.00	0.00	9,448,000.00	9,448,000.00	0.00	9,448,000.00	1,442,388.90	1,442,388.90	1,442,388.90	1,442,388.90	0.00	8,005,611.10	0.00	0.00
<b>Other Compensation</b>		42,053,000.00	0.00	42,053,000.00	42,053,000.00	0.00	42,053,000.00	5,469,292.71	5,469,292.71	5,469,292.71	5,469,292.71	0.00	36,583,707.29	0.00	0.00
Personal Economic Relief Allowance (PERA)	5010201000	3,096,000.00	0.00	3,096,000.00	3,096,000.00	0.00	3,096,000.00	784,363.64	784,363.64	784,363.64	784,363.64	0.00	2,311,636.36	0.00	0.00
PERA - Civilian	5010201001	3,096,000.00	0.00	3,096,000.00	3,096,000.00	0.00	3,096,000.00	784,363.64	784,363.64	784,363.64	784,363.64	0.00	2,311,636.36	0.00	0.00
Representation Allowance (RA)	5010202000	6,702,000.00	0.00	6,702,000.00	6,702,000.00	0.00	6,702,000.00	1,802,000.00	1,802,000.00	1,802,000.00	1,802,000.00	0.00	4,900,000.00	0.00	0.00
Transportation Allowance (TA)	5010203000	6,702,000.00	0.00	6,702,000.00	6,702,000.00	0.00	6,702,000.00	1,764,500.00	1,764,500.00	1,764,500.00	1,764,500.00	0.00	4,937,500.00	0.00	0.00
Transportation Allowance (TA)	5010203001	6,702,000.00	0.00	6,702,000.00	6,702,000.00	0.00	6,702,000.00	1,764,500.00	1,764,500.00	1,764,500.00	1,764,500.00	0.00	4,937,500.00	0.00	0.00
Clothing/Uniform Allowance	5010204000	903,000.00	0.00	903,000.00	903,000.00	0.00	903,000.00	903,000.00	903,000.00	903,000.00	903,000.00	0.00	0.00	0.00	0.00
Clothing/Uniform Allowance - Civilian	5010204001	903,000.00	0.00	903,000.00	903,000.00	0.00	903,000.00	903,000.00	903,000.00	903,000.00	903,000.00	0.00	0.00	0.00	0.00
Longevity Pay ( LP )	5010212000	3,097,000.00	0.00	3,097,000.00	3,097,000.00	0.00	3,097,000.00	215,429.07	215,429.07	215,429.07	215,429.07	0.00	2,881,570.93	0.00	0.00
Longevity Pay - Civilian	5010212001	3,097,000.00	0.00	3,097,000.00	3,097,000.00	0.00	3,097,000.00	215,429.07	215,429.07	215,429.07	215,429.07	0.00	2,881,570.93	0.00	0.00
Year End Bonus	5010214000	9,911,000.00	0.00	9,911,000.00	9,911,000.00	0.00	9,911,000.00	0.00	0.00	0.00	0.00	0.00	9,911,000.00	0.00	0.00
Bonus - Civilian	5010214001	9,911,000.00	0.00	9,911,000.00	9,911,000.00	0.00	9,911,000.00	0.00	0.00	0.00	0.00	0.00	9,911,000.00	0.00	0.00
Cash Gift	5010215000	645,000.00	0.00	645,000.00	645,000.00	0.00	645,000.00	0.00	0.00	0.00	0.00	0.00	645,000.00	0.00	0.00
Cash Gift - Civilian	5010215001	645,000.00	0.00	645,000.00	645,000.00	0.00	645,000.00	0.00	0.00	0.00	0.00	0.00	645,000.00	0.00	0.00
Mid-Year Bonus - Civilian	5010216000	9,911,000.00	0.00	9,911,000.00	9,911,000.00	0.00	9,911,000.00	0.00	0.00	0.00	0.00	0.00	9,911,000.00	0.00	0.00
Mid-Year Bonus - Civilian	5010216001	9,911,000.00	0.00	9,911,000.00	9,911,000.00	0.00	9,911,000.00	0.00	0.00	0.00	0.00	0.00	9,911,000.00	0.00	0.00
Other Bonuses and Allowances	5010299000	1,086,000.00	0.00	1,086,000.00	1,086,000.00	0.00	1,086,000.00	0.00	0.00	0.00	0.00	0.00	1,086,000.00	0.00	0.00
Productivity Enhancement Incentive - Civilian	5010299012	645,000.00	0.00	645,000.00	645,000.00	0.00	645,000.00	0.00	0.00	0.00	0.00	0.00	645,000.00	0.00	0.00
Anniversary Bonus - Civilian	5010299038	441,000.00	0.00	441,000.00	441,000.00	0.00	441,000.00	0.00	0.00	0.00	0.00	0.00	441,000.00	0.00	0.00
<b>Personnel Benefit Contributions</b>		2,788,000.00	0.00	2,788,000.00	2,788,000.00	0.00	2,788,000.00	756,597.50	756,597.50	756,597.50	756,597.50	0.00	2,031,402.50	0.00	0.00
Pag-IBIG Contributions	5010302000	310,000.00	0.00	310,000.00	310,000.00	0.00	310,000.00	79,800.00	79,800.00	79,800.00	79,800.00	0.00	230,200.00	0.00	0.00
Pag-IBIG - Civilian	5010302001	310,000.00	0.00	310,000.00	310,000.00	0.00	310,000.00	79,800.00	79,800.00	79,800.00	79,800.00	0.00	230,200.00	0.00	0.00
PhilHealth Contributions	5010303000	2,323,000.00	0.00	2,323,000.00	2,323,000.00	0.00	2,323,000.00	631,615.06	631,615.06	631,615.06	631,615.06	0.00	1,691,384.94	0.00	0.00

Particulars	UACS CODE	Appropriations			Allotments			Obligations		Disbursements		Balances			
		Authorized Appropriations	Adjustments (Transfer To/From, Modifications/ Augmentations)	Adjusted Appropriations	Allotments Received	Adjustments (Reductions, Modifications/ Augmentations)	Adjusted Allotments	1st Quarter Ending March 31	Total	1st Quarter Ending March 31	Total	Unreleased Appropriations	Unobligated Allotments	Unpaid Obligations (15-20)=(23+24)	
														Due and Demanda	Not Yet Due
1	2	3	4	5=(3+4)	6	7	10=[(6+(-)7)-8+9]	11	15=(11+12+13+14)	16	20=(16+17+18+19)	21=(5-10)	22=(10-15)	23	24
PhilHealth - Civilian	5010303001	2,323,000.00	0.00	2,323,000.00	2,323,000.00	0.00	2,323,000.00	631,615.06	631,615.06	631,615.06	631,615.06	0.00	1,691,384.94	0.00	0.00
Employees Compensation Insurance Premiums	5010304000	155,000.00	0.00	155,000.00	155,000.00	0.00	155,000.00	45,182.44	45,182.44	45,182.44	45,182.44	0.00	109,817.56	0.00	0.00
ECIP - Civilian	5010304001	155,000.00	0.00	155,000.00	155,000.00	0.00	155,000.00	45,182.44	45,182.44	45,182.44	45,182.44	0.00	109,817.56	0.00	0.00
<b>Other Personnel Benefits</b>		<b>594,000.00</b>	<b>0.00</b>	<b>594,000.00</b>	<b>594,000.00</b>	<b>0.00</b>	<b>594,000.00</b>	<b>36,223.91</b>	<b>36,223.91</b>	<b>36,223.91</b>	<b>36,223.91</b>	<b>0.00</b>	<b>557,776.09</b>	<b>0.00</b>	<b>0.00</b>
Terminal Leave Benefits	5010403000	207,000.00	0.00	207,000.00	207,000.00	0.00	207,000.00	0.00	0.00	0.00	0.00	0.00	207,000.00	0.00	0.00
Terminal Leave Benefits - Civilian	5010403001	207,000.00	0.00	207,000.00	207,000.00	0.00	207,000.00	0.00	0.00	0.00	0.00	0.00	207,000.00	0.00	0.00
Other Personnel Benefits	5010499000	387,000.00	0.00	387,000.00	387,000.00	0.00	387,000.00	36,223.91	36,223.91	36,223.91	36,223.91	0.00	350,776.09	0.00	0.00
Lump-sum for Step Increments - Length of Service	5010499010	297,000.00	0.00	297,000.00	297,000.00	0.00	297,000.00	36,223.91	36,223.91	36,223.91	36,223.91	0.00	260,776.09	0.00	0.00
Loyalty Award - Civilian	5010499015	90,000.00	0.00	90,000.00	90,000.00	0.00	90,000.00	0.00	0.00	0.00	0.00	0.00	90,000.00	0.00	0.00
<b>Maintenance and Other Operating Expenses</b>		<b>107,361,000.00</b>	<b>0.00</b>	<b>107,361,000.00</b>	<b>107,361,000.00</b>	<b>0.00</b>	<b>107,361,000.00</b>	<b>8,601,982.56</b>	<b>8,601,982.56</b>	<b>8,601,982.56</b>	<b>8,601,982.56</b>	<b>0.00</b>	<b>98,759,017.44</b>	<b>0.00</b>	<b>0.00</b>
<b>Traveling Expenses</b>		<b>502,000.00</b>	<b>0.00</b>	<b>502,000.00</b>	<b>502,000.00</b>	<b>0.00</b>	<b>502,000.00</b>	<b>57,411.28</b>	<b>57,411.28</b>	<b>57,411.28</b>	<b>57,411.28</b>	<b>0.00</b>	<b>444,588.72</b>	<b>0.00</b>	<b>0.00</b>
Traveling Expenses - Local	5020101000	502,000.00	0.00	502,000.00	502,000.00	0.00	502,000.00	57,411.28	57,411.28	57,411.28	57,411.28	0.00	444,588.72	0.00	0.00
<b>Training and Scholarship Expenses</b>		<b>6,848,000.00</b>	<b>0.00</b>	<b>6,848,000.00</b>	<b>6,848,000.00</b>	<b>0.00</b>	<b>6,848,000.00</b>	<b>1,174,858.79</b>	<b>1,174,858.79</b>	<b>1,174,858.79</b>	<b>1,174,858.79</b>	<b>0.00</b>	<b>5,673,141.21</b>	<b>0.00</b>	<b>0.00</b>
Training Expenses	5020201000	6,848,000.00	0.00	6,848,000.00	6,848,000.00	0.00	6,848,000.00	1,174,858.79	1,174,858.79	1,174,858.79	1,174,858.79	0.00	5,673,141.21	0.00	0.00
ICT Training Expenses	5020201001	787,000.00	0.00	787,000.00	787,000.00	0.00	787,000.00	0.00	0.00	0.00	0.00	0.00	787,000.00	0.00	0.00
Training Expenses	5020201002	6,061,000.00	0.00	6,061,000.00	6,061,000.00	0.00	6,061,000.00	1,174,858.79	1,174,858.79	1,174,858.79	1,174,858.79	0.00	4,886,141.21	0.00	0.00
<b>Supplies and Materials Expenses</b>		<b>10,262,000.00</b>	<b>0.00</b>	<b>10,262,000.00</b>	<b>10,262,000.00</b>	<b>0.00</b>	<b>10,262,000.00</b>	<b>550,612.15</b>	<b>550,612.15</b>	<b>550,612.15</b>	<b>550,612.15</b>	<b>0.00</b>	<b>9,711,387.85</b>	<b>0.00</b>	<b>0.00</b>
Office Supplies Expenses	5020301000	6,026,000.00	0.00	6,026,000.00	6,026,000.00	0.00	6,026,000.00	366,295.85	366,295.85	366,295.85	366,295.85	0.00	5,659,704.15	0.00	0.00
ICT Office Supplies	5020301001	1,500,000.00	0.00	1,500,000.00	1,500,000.00	0.00	1,500,000.00	52,500.00	52,500.00	52,500.00	52,500.00	0.00	1,447,500.00	0.00	0.00
Office Supplies Expenses	5020301002	4,526,000.00	0.00	4,526,000.00	4,526,000.00	0.00	4,526,000.00	313,795.85	313,795.85	313,795.85	313,795.85	0.00	4,212,204.15	0.00	0.00
Fuel, Oil and Lubricants Expenses	5020309000	1,177,000.00	0.00	1,177,000.00	1,177,000.00	0.00	1,177,000.00	147,120.80	147,120.80	147,120.80	147,120.80	0.00	1,029,879.20	0.00	0.00
Semi-Expendable Machinery and Equipment	5020321000	531,000.00	0.00	531,000.00	531,000.00	0.00	531,000.00	0.00	0.00	0.00	0.00	0.00	531,000.00	0.00	0.00
Office Equipment	5020321002	531,000.00	0.00	531,000.00	531,000.00	0.00	531,000.00	0.00	0.00	0.00	0.00	0.00	531,000.00	0.00	0.00
Semi-Expendable Furniture, Fixtures and Books	5020322000	1,000,000.00	0.00	1,000,000.00	1,000,000.00	0.00	1,000,000.00	0.00	0.00	0.00	0.00	0.00	1,000,000.00	0.00	0.00
Furniture and Fixtures	5020322001	1,000,000.00	0.00	1,000,000.00	1,000,000.00	0.00	1,000,000.00	0.00	0.00	0.00	0.00	0.00	1,000,000.00	0.00	0.00
Other Supplies and Materials Expenses	5020399000	1,528,000.00	0.00	1,528,000.00	1,528,000.00	0.00	1,528,000.00	37,195.50	37,195.50	37,195.50	37,195.50	0.00	1,490,804.50	0.00	0.00
<b>Utility Expenses</b>		<b>4,272,000.00</b>	<b>0.00</b>	<b>4,272,000.00</b>	<b>4,272,000.00</b>	<b>0.00</b>	<b>4,272,000.00</b>	<b>331,452.70</b>	<b>331,452.70</b>	<b>331,452.70</b>	<b>331,452.70</b>	<b>0.00</b>	<b>3,940,547.30</b>	<b>0.00</b>	<b>0.00</b>
Water Expenses	5020401000	72,000.00	0.00	72,000.00	72,000.00	0.00	72,000.00	8,400.00	8,400.00	8,400.00	8,400.00	0.00	63,600.00	0.00	0.00
Electricity Expenses	5020402000	4,200,000.00	0.00	4,200,000.00	4,200,000.00	0.00	4,200,000.00	323,052.70	323,052.70	323,052.70	323,052.70	0.00	3,876,947.30	0.00	0.00
<b>Communication Expenses</b>		<b>4,124,000.00</b>	<b>0.00</b>	<b>4,124,000.00</b>	<b>4,124,000.00</b>	<b>0.00</b>	<b>4,124,000.00</b>	<b>919,471.62</b>	<b>919,471.62</b>	<b>919,471.62</b>	<b>919,471.62</b>	<b>0.00</b>	<b>3,204,528.38</b>	<b>0.00</b>	<b>0.00</b>
Postage and Courier Services	5020501000	840,000.00	0.00	840,000.00	840,000.00	0.00	840,000.00	143,265.00	143,265.00	143,265.00	143,265.00	0.00	696,735.00	0.00	0.00
Telephone Expenses	5020502000	1,350,000.00	0.00	1,350,000.00	1,350,000.00	0.00	1,350,000.00	575,600.00	575,600.00	575,600.00	575,600.00	0.00	774,400.00	0.00	0.00
Mobile	5020502001	1,260,000.00	0.00	1,260,000.00	1,260,000.00	0.00	1,260,000.00	575,600.00	575,600.00	575,600.00	575,600.00	0.00	684,400.00	0.00	0.00
Landline	5020502002	90,000.00	0.00	90,000.00	90,000.00	0.00	90,000.00	0.00	0.00	0.00	0.00	0.00	90,000.00	0.00	0.00
Internet Subscription Expenses	5020503000	1,920,000.00	0.00	1,920,000.00	1,920,000.00	0.00	1,920,000.00	199,485.00	199,485.00	199,485.00	199,485.00	0.00	1,720,515.00	0.00	0.00
Cable, Satellite, Telegraph and Radio Expenses	5020504000	14,000.00	0.00	14,000.00	14,000.00	0.00	14,000.00	1,121.62	1,121.62	1,121.62	1,121.62	0.00	12,878.38	0.00	0.00
<b>Confidential, Intelligence and Extraordinary</b>		<b>1,848,000.00</b>	<b>0.00</b>	<b>1,848,000.00</b>	<b>1,848,000.00</b>	<b>0.00</b>	<b>1,848,000.00</b>	<b>449,500.00</b>	<b>449,500.00</b>	<b>449,500.00</b>	<b>449,500.00</b>	<b>0.00</b>	<b>1,398,500.00</b>	<b>0.00</b>	<b>0.00</b>
Extraordinary and Miscellaneous Expenses	5021003000	1,848,000.00	0.00	1,848,000.00	1,848,000.00	0.00	1,848,000.00	449,500.00	449,500.00	449,500.00	449,500.00	0.00	1,398,500.00	0.00	0.00
<b>Professional Services</b>		<b>4,249,000.00</b>	<b>500,000.00</b>	<b>4,749,000.00</b>	<b>4,249,000.00</b>	<b>500,000.00</b>	<b>4,749,000.00</b>	<b>741,241.85</b>	<b>741,241.85</b>	<b>741,241.85</b>	<b>741,241.85</b>	<b>0.00</b>	<b>4,007,758.15</b>	<b>0.00</b>	<b>0.00</b>
Legal Services	5021101000	0.00	500,000.00	500,000.00	0.00	500,000.00	500,000.00	165,401.86	165,401.86	165,401.86	165,401.86	0.00	334,598.14	0.00	0.00

Particulars	UACS CODE	Appropriations			Allotments			Obligations		Disbursements		Balances			
		Authorized Appropriations	Adjustments (Transfer To/From, Modifications/ Augmentations)	Adjusted Appropriations	Allotments Received	Adjustments (Reductions, Modifications/ Augmentations)	Adjusted Allotments	1st Quarter Ending March 31	Total	1st Quarter Ending March 31	Total	Unreleased Appropriations	Unobligated Allotments	Unpaid Obligations (15-20)=(23+24)	
														Due and Demanda	Not Yet Due
1	2	3	4	5=(3+4)	6	7	10=[(6+(-)7)-8+9]	11	15=(11+12+13+14)	16	20=(16+17+18+19)	21=(5-10)	22=(10-15)	23	24
Other Professional Services	5021199000	4,249,000.00	0.00	4,249,000.00	4,249,000.00	0.00	4,249,000.00	575,839.99	575,839.99	575,839.99	575,839.99	0.00	3,673,160.01	0.00	0.00
<b>General Services</b>		<b>1,140,000.00</b>	<b>(300,000.00)</b>	<b>840,000.00</b>	<b>1,140,000.00</b>	<b>(300,000.00)</b>	<b>840,000.00</b>	<b>110,000.00</b>	<b>110,000.00</b>	<b>110,000.00</b>	<b>110,000.00</b>	<b>0.00</b>	<b>730,000.00</b>	<b>0.00</b>	<b>0.00</b>
Janitorial Services	5021202000	360,000.00	0.00	360,000.00	360,000.00	0.00	360,000.00	0.00	0.00	0.00	0.00	0.00	360,000.00	0.00	0.00
Other General Services	5021299000	780,000.00	(300,000.00)	480,000.00	780,000.00	(300,000.00)	480,000.00	110,000.00	110,000.00	110,000.00	110,000.00	0.00	370,000.00	0.00	0.00
Other General Services	5021299099	780,000.00	(300,000.00)	480,000.00	780,000.00	(300,000.00)	480,000.00	110,000.00	110,000.00	110,000.00	110,000.00	0.00	370,000.00	0.00	0.00
<b>Repairs and Maintenance</b>		<b>47,788,000.00</b>	<b>300,000.00</b>	<b>48,088,000.00</b>	<b>47,788,000.00</b>	<b>300,000.00</b>	<b>48,088,000.00</b>	<b>49,501.00</b>	<b>49,501.00</b>	<b>49,501.00</b>	<b>49,501.00</b>	<b>0.00</b>	<b>48,038,499.00</b>	<b>0.00</b>	<b>0.00</b>
Repairs and Maintenance - Buildings and Other	5021304000	47,788,000.00	0.00	47,788,000.00	47,788,000.00	0.00	47,788,000.00	0.00	0.00	0.00	0.00	0.00	47,788,000.00	0.00	0.00
Buildings	5021304001	47,788,000.00	0.00	47,788,000.00	47,788,000.00	0.00	47,788,000.00	0.00	0.00	0.00	0.00	0.00	47,788,000.00	0.00	0.00
Repairs and Maintenance - Transportation	5021306000	0.00	294,850.00	294,850.00	0.00	294,850.00	294,850.00	44,351.00	44,351.00	44,351.00	44,351.00	0.00	250,499.00	0.00	0.00
Motor Vehicles	5021306001	0.00	294,850.00	294,850.00	0.00	294,850.00	294,850.00	44,351.00	44,351.00	44,351.00	44,351.00	0.00	250,499.00	0.00	0.00
Repairs and Maintenance - Furniture and Fixtures	5021307000	0.00	5,150.00	5,150.00	0.00	5,150.00	5,150.00	5,150.00	5,150.00	5,150.00	5,150.00	0.00	0.00	0.00	0.00
<b>Taxes, Insurance Premiums and Other Fees</b>		<b>304,000.00</b>	<b>0.00</b>	<b>304,000.00</b>	<b>304,000.00</b>	<b>0.00</b>	<b>304,000.00</b>	<b>227,052.06</b>	<b>227,052.06</b>	<b>227,052.06</b>	<b>227,052.06</b>	<b>0.00</b>	<b>76,947.94</b>	<b>0.00</b>	<b>0.00</b>
Taxes, Duties and Licenses	5021501000	14,000.00	0.00	14,000.00	14,000.00	0.00	14,000.00	5,261.00	5,261.00	5,261.00	5,261.00	0.00	8,739.00	0.00	0.00
Taxes, Duties and Licenses	5021501001	14,000.00	0.00	14,000.00	14,000.00	0.00	14,000.00	5,261.00	5,261.00	5,261.00	5,261.00	0.00	8,739.00	0.00	0.00
Fidelity Bond Premiums	5021502000	150,000.00	0.00	150,000.00	150,000.00	0.00	150,000.00	190,875.00	190,875.00	190,875.00	190,875.00	0.00	(40,875.00)	0.00	0.00
Insurance Expenses	5021503000	140,000.00	0.00	140,000.00	140,000.00	0.00	140,000.00	30,916.06	30,916.06	30,916.06	30,916.06	0.00	109,083.94	0.00	0.00
<b>Other Maintenance and Operating Expenses</b>		<b>26,024,000.00</b>	<b>(500,000.00)</b>	<b>25,524,000.00</b>	<b>26,024,000.00</b>	<b>(500,000.00)</b>	<b>25,524,000.00</b>	<b>3,990,881.11</b>	<b>3,990,881.11</b>	<b>3,990,881.11</b>	<b>3,990,881.11</b>	<b>0.00</b>	<b>21,533,118.89</b>	<b>0.00</b>	<b>0.00</b>
Representation Expenses	5029903000	2,626,000.00	0.00	2,626,000.00	2,626,000.00	0.00	2,626,000.00	88,677.84	88,677.84	88,677.84	88,677.84	0.00	2,537,322.16	0.00	0.00
Rent/Lease Expenses	5029905000	18,097,000.00	0.00	18,097,000.00	18,097,000.00	0.00	18,097,000.00	3,884,447.27	3,884,447.27	3,884,447.27	3,884,447.27	0.00	14,212,552.73	0.00	0.00
Rents - Equipment	5029905004	1,200,000.00	0.00	1,200,000.00	1,200,000.00	0.00	1,200,000.00	92,510.91	92,510.91	92,510.91	92,510.91	0.00	1,107,489.09	0.00	0.00
Operating Lease	5029905006	16,897,000.00	0.00	16,897,000.00	16,897,000.00	0.00	16,897,000.00	3,791,936.36	3,791,936.36	3,791,936.36	3,791,936.36	0.00	13,105,063.64	0.00	0.00
Subscription Expenses	5029907000	5,127,000.00	(500,000.00)	4,627,000.00	5,127,000.00	(500,000.00)	4,627,000.00	14,924.00	14,924.00	14,924.00	14,924.00	0.00	4,612,076.00	0.00	0.00
ICT Software Subscription	5029907001	4,030,000.00	0.00	4,030,000.00	4,030,000.00	0.00	4,030,000.00	14,924.00	14,924.00	14,924.00	14,924.00	0.00	4,015,076.00	0.00	0.00
Other Subscription Expenses	5029907099	1,097,000.00	(500,000.00)	597,000.00	1,097,000.00	(500,000.00)	597,000.00	0.00	0.00	0.00	0.00	0.00	597,000.00	0.00	0.00
Other Maintenance and Operating Expenses	5029999000	174,000.00	0.00	174,000.00	174,000.00	0.00	174,000.00	2,832.00	2,832.00	2,832.00	2,832.00	0.00	171,168.00	0.00	0.00
Other Maintenance and Operating Expenses	5029999099	174,000.00	0.00	174,000.00	174,000.00	0.00	174,000.00	2,832.00	2,832.00	2,832.00	2,832.00	0.00	171,168.00	0.00	0.00
<b>Capital Outlays</b>		<b>6,940,000.00</b>	<b>0.00</b>	<b>6,940,000.00</b>	<b>6,940,000.00</b>	<b>0.00</b>	<b>6,940,000.00</b>	<b>0.00</b>	<b>0.00</b>	<b>0.00</b>	<b>0.00</b>	<b>0.00</b>	<b>6,940,000.00</b>	<b>0.00</b>	<b>0.00</b>
<b>Property, Plant and Equipment Outlay</b>		<b>6,940,000.00</b>	<b>0.00</b>	<b>6,940,000.00</b>	<b>6,940,000.00</b>	<b>0.00</b>	<b>6,940,000.00</b>	<b>0.00</b>	<b>0.00</b>	<b>0.00</b>	<b>0.00</b>	<b>0.00</b>	<b>6,940,000.00</b>	<b>0.00</b>	<b>0.00</b>
Machinery and Equipment Outlay	5060405000	3,690,000.00	0.00	3,690,000.00	3,690,000.00	0.00	3,690,000.00	0.00	0.00	0.00	0.00	0.00	3,690,000.00	0.00	0.00
Information and Communication Technology Equipment	5060405003	3,690,000.00	0.00	3,690,000.00	3,690,000.00	0.00	3,690,000.00	0.00	0.00	0.00	0.00	0.00	3,690,000.00	0.00	0.00
Transportation Equipment Outlay	5060406000	3,250,000.00	0.00	3,250,000.00	3,250,000.00	0.00	3,250,000.00	0.00	0.00	0.00	0.00	0.00	3,250,000.00	0.00	0.00
Motor Vehicles	5060406001	3,250,000.00	0.00	3,250,000.00	3,250,000.00	0.00	3,250,000.00	0.00	0.00	0.00	0.00	0.00	3,250,000.00	0.00	0.00
<b>B. AUTOMATIC APPROPRIATIONS</b>		<b>10,322,000.00</b>	<b>1,337,000.00</b>	<b>11,659,000.00</b>	<b>11,659,000.00</b>	<b>0.00</b>	<b>11,659,000.00</b>	<b>2,875,008.23</b>	<b>2,875,008.23</b>	<b>2,875,008.23</b>	<b>2,875,008.23</b>	<b>0.00</b>	<b>8,783,991.77</b>	<b>0.00</b>	<b>0.00</b>
Retirement and Life Insurance Premiums		10,322,000.00	1,337,000.00	11,659,000.00	11,659,000.00	0.00	11,659,000.00	2,875,008.23	2,875,008.23	2,875,008.23	2,875,008.23	0.00	8,783,991.77	0.00	0.00
<b>C. SPECIAL PURPOSE FUNDS</b>		<b>0.00</b>	<b>39,007,708.00</b>	<b>39,007,708.00</b>	<b>0.00</b>	<b>39,007,708.00</b>	<b>39,007,708.00</b>	<b>18,522,408.54</b>	<b>18,522,408.54</b>	<b>18,522,408.54</b>	<b>18,522,408.54</b>	<b>0.00</b>	<b>20,485,299.46</b>	<b>0.00</b>	<b>0.00</b>
Miscellaneous Personnel Benefits Fund		0.00	13,081,000.00	13,081,000.00	0.00	13,081,000.00	13,081,000.00	0.00	0.00	0.00	0.00	0.00	13,081,000.00	0.00	0.00
Other Personnel Benefits	5010400000	0.00	13,081,000.00	13,081,000.00	0.00	13,081,000.00	13,081,000.00	0.00	0.00	0.00	0.00	0.00	13,081,000.00	0.00	0.00
Other Personnel Benefits		0.00	13,081,000.00	13,081,000.00	0.00	13,081,000.00	13,081,000.00	0.00	0.00	0.00	0.00	0.00	13,081,000.00	0.00	0.00
Lump-sum for Compensation Adjustment	5010499006	0.00	13,081,000.00	13,081,000.00	0.00	13,081,000.00	13,081,000.00	0.00	0.00	0.00	0.00	0.00	13,081,000.00	0.00	0.00
Pension and Gratuity Fund		0.00	25,926,708.00	25,926,708.00	0.00	25,926,708.00	25,926,708.00	18,522,408.54	18,522,408.54	18,522,408.54	18,522,408.54	0.00	7,404,299.46	0.00	0.00


Particulars	UACS CODE	Appropriations			Allotments			Obligations		Disbursements		Balances			
		Authorized Appropriations	Adjustments (Transfer To/From, Modifications/ Augmentations)	Adjusted Appropriations	Allotments Received	Adjustments (Reductions, Modifications/ Augmentations)	Adjusted Allotments	1st Quarter Ending March 31	Total	1st Quarter Ending March 31	Total	Unreleased Appropriations	Unobligated Allotments	Unpaid Obligations (15-20)=(23+24)	
														23	24
1	2	3	4	5=(3+4)	6	7	10=[(6+(-)7)-8+9]	11	15=(11+12+13+14)	16	20=(16+17+18+19)	21=(5-10)	22=(10-15)	23	24
Other Personnel Benefits	5010400000	0.00	25,926,708.00	25,926,708.00	0.00	25,926,708.00	25,926,708.00	18,522,408.54	18,522,408.54	18,522,408.54	18,522,408.54	0.00	7,404,299.46	0.00	0.00
Terminal Leave Benefits		0.00	25,926,708.00	25,926,708.00	0.00	25,926,708.00	25,926,708.00	18,522,408.54	18,522,408.54	18,522,408.54	18,522,408.54	0.00	7,404,299.46	0.00	0.00
Pension Benefits - Civilian	5010401001	0.00	11,029,943.00	11,029,943.00	0.00	11,029,943.00	11,029,943.00	3,625,644.00	3,625,644.00	3,625,644.00	3,625,644.00	0.00	7,404,299.00	0.00	0.00
Retirement Gratuity - Civilian	5010402001	0.00	12,201,497.00	12,201,497.00	0.00	12,201,497.00	12,201,497.00	12,201,496.20	12,201,496.20	12,201,496.20	12,201,496.20	0.00	0.80	0.00	0.00
Terminal Leave Benefits - Civilian	5010403001	0.00	2,695,268.00	2,695,268.00	0.00	2,695,268.00	2,695,268.00	2,695,268.34	2,695,268.34	2,695,268.34	2,695,268.34	0.00	(0.34)	0.00	0.00
<b>GRAND TOTAL</b>		<b>298,441,000.00</b>	<b>40,344,708.00</b>	<b>338,785,708.00</b>	<b>299,778,000.00</b>	<b>39,007,708.00</b>	<b>338,785,708.00</b>	<b>70,133,577.11</b>	<b>70,133,577.11</b>	<b>70,133,577.11</b>	<b>70,133,577.11</b>	<b>0.00</b>	<b>268,652,130.89</b>	<b>0.00</b>	<b>0.00</b>

Certified Correct:

Certified Correct:

Recommending Approval By:

Approved By:

  
 \_\_\_\_\_  
**MARIE VIC L. SISON**  
 BUDGET OFFICER II

  
 \_\_\_\_\_  
**RYAN JOSEPH C. RODRIGUEZ**  
 SUPERVISING ADMINISTRATIVE OFFICER

  
 \_\_\_\_\_  
**MARIO R. PILASPILAS**  
 GOVERNMENT CORPORATE ATTORNEY FOR ADMINISTRATION

  
 \_\_\_\_\_  
**SOLOMON M. HERMOSURA**  
 GOVERNMENT CORPORATE COUNSEL

This report was generated using the Unified Reporting System on April 27, 2025 4:10 PM; Status : SUBMITTED

**SUMMARY OF APPROPRIATIONS, ALLOTMENTS, OBLIGATIONS, DISBURSEMENTS AND BALANCES BY OBJECT OF EXPENDITURES**  
**As at the Quarter Ending March 31, 2025**


Department : Department of Justice (DOJ)  
 Agency/Entity : Office of the Government Corporate Counsel  
 Operating Unit : < not applicable >  
 Organization Code (UACS) : 15 006 0000000  
 Fund Cluster : 01 - Regular Agency Fund  
 (e.g. UACS Fund Cluster: 01-Regular Agency Fund, 02-Foreign Assisted Projects Fund, 03-Special Account-Locally Funded/Domestic Grants Fund, and 04-Special Account-Foreign Assisted/Foreign Grants Fund)

	Current Year Appropriations
	Supplemental Appropriations
X	Continuing Appropriations


Particulars	UACS CODE	Appropriations			Allotments				Obligations		Disbursements		Balances			
		Authorized Appropriations	Adjustments (Transfer To/From, Modifications/Augmentations)	Adjusted Appropriations	Allotments		Adjustments (Reductions, Modifications/Augmentations)	Adjusted Allotments	1st Quarter Ending March 31	Total	1st Quarter Ending March 31	Total	Unused Funds		Unpaid Obligations (16-21)=(24+25)	
					SARO	Unobligated							Unreleased Appropriations	Unobligated Allotments	Due and Demandab	Not Yet Due
1	2	3	4	5=(3+4)	6	7	8	11=[(6+7+(-)8)-9+10]	12	16=(12+13+14+15)	17	21=(17+18+19+20)	22=(5-11)	23=(11-16)	24	25
<b>SUMMARY</b>		0.00	0.00	0.00	0.00	19,468,846.07	0.00	19,468,846.07	511,682.99	511,682.99	511,682.99	511,682.99	0.00	18,957,163.08	0.00	0.00
Unobligated Allotment		0.00	0.00	0.00	0.00	19,468,846.07	0.00	19,468,846.07	511,682.99	511,682.99	511,682.99	511,682.99	0.00	18,957,163.08	0.00	0.00
<b>I. AGENCY SPECIFIC BUDGET</b>		0.00	0.00	0.00	0.00	19,468,846.07	0.00	19,468,846.07	511,682.99	511,682.99	511,682.99	511,682.99	0.00	18,957,163.08	0.00	0.00
Maintenance and Other Operating Expenses		0.00	0.00	0.00	0.00	5,788,846.07	0.00	5,788,846.07	511,682.99	511,682.99	511,682.99	511,682.99	0.00	5,277,163.08	0.00	0.00
Traveling Expenses		0.00	0.00	0.00	0.00	40,076.96	(19,932.11)	20,144.85	20,144.85	20,144.85	20,144.85	20,144.85	0.00	0.00	0.00	0.00
Traveling Expenses - Local	5020101000	0.00	0.00	0.00	0.00	40,076.96	(19,932.11)	20,144.85	20,144.85	20,144.85	20,144.85	20,144.85	0.00	0.00	0.00	0.00
Training and Scholarship Expenses		0.00	0.00	0.00	0.00	15,293.29	69,024.59	84,317.88	70,548.00	70,548.00	70,548.00	70,548.00	0.00	13,769.88	0.00	0.00
Training Expenses	5020201000	0.00	0.00	0.00	0.00	15,293.29	69,024.59	84,317.88	70,548.00	70,548.00	70,548.00	70,548.00	0.00	13,769.88	0.00	0.00
Training Expenses	5020201002	0.00	0.00	0.00	0.00	15,293.29	69,024.59	84,317.88	70,548.00	70,548.00	70,548.00	70,548.00	0.00	13,769.88	0.00	0.00
Supplies and Materials Expenses		0.00	0.00	0.00	0.00	827,642.22	2,209.15	829,851.37	17,135.00	17,135.00	17,135.00	17,135.00	0.00	812,716.37	0.00	0.00
Fuel, Oil and Lubricants Expenses	5020309000	0.00	0.00	0.00	0.00	61,611.70	(14,925.85)	46,685.85	0.00	0.00	0.00	0.00	0.00	46,685.85	0.00	0.00
Semi-Expendable Furniture, Fixtures and Books	5020322000	0.00	0.00	0.00	0.00	766,030.52	0.00	766,030.52	0.00	0.00	0.00	0.00	0.00	766,030.52	0.00	0.00
Semi-Expendable Furniture, Fixtures and Books	5020322000	0.00	0.00	0.00	0.00	766,030.52	0.00	766,030.52	0.00	0.00	0.00	0.00	0.00	766,030.52	0.00	0.00
Other Supplies and Materials Expenses	5020399000	0.00	0.00	0.00	0.00	0.00	17,135.00	17,135.00	17,135.00	17,135.00	17,135.00	17,135.00	0.00	0.00	0.00	0.00
Utility Expenses		0.00	0.00	0.00	0.00	687,865.16	3,150.00	691,015.16	172,048.69	172,048.69	172,048.69	172,048.69	0.00	518,966.47	0.00	0.00
Water Expenses	5020401000	0.00	0.00	0.00	0.00	0.00	3,150.00	3,150.00	3,150.00	3,150.00	3,150.00	3,150.00	0.00	0.00	0.00	0.00
Electricity Expenses	5020402000	0.00	0.00	0.00	0.00	687,865.16	0.00	687,865.16	168,898.69	168,898.69	168,898.69	168,898.69	0.00	518,966.47	0.00	0.00
Communication Expenses		0.00	0.00	0.00	0.00	302,316.63	(83,734.19)	218,582.44	32,686.03	32,686.03	32,686.03	32,686.03	0.00	185,896.41	0.00	0.00
Telephone Expenses	5020502000	0.00	0.00	0.00	0.00	0.00	32,686.03	32,686.03	32,686.03	32,686.03	32,686.03	32,686.03	0.00	0.00	0.00	0.00
Mobile	5020502001	0.00	0.00	0.00	0.00	0.00	32,686.03	32,686.03	32,686.03	32,686.03	32,686.03	32,686.03	0.00	0.00	0.00	0.00
Internet Subscription Expenses	5020503000	0.00	0.00	0.00	0.00	299,629.57	(113,733.16)	185,896.41	0.00	0.00	0.00	0.00	0.00	185,896.41	0.00	0.00
Cable, Satellite, Telegraph and Radio Expenses	5020504000	0.00	0.00	0.00	0.00	2,687.06	(2,687.06)	0.00	0.00	0.00	0.00	0.00	0.00	0.00	0.00	0.00
Confidential, Intelligence and Extraordinary		0.00	0.00	0.00	0.00	112,500.00	0.00	112,500.00	0.00	0.00	0.00	0.00	0.00	112,500.00	0.00	0.00
Extraordinary and Miscellaneous Expenses	5021003000	0.00	0.00	0.00	0.00	112,500.00	0.00	112,500.00	0.00	0.00	0.00	0.00	0.00	112,500.00	0.00	0.00
Professional Services		0.00	0.00	0.00	0.00	1,763,680.00	13,100.00	1,776,780.00	13,100.00	13,100.00	13,100.00	13,100.00	0.00	1,763,680.00	0.00	0.00
Legal Services	5021101000	0.00	0.00	0.00	0.00	0.00	13,100.00	13,100.00	13,100.00	13,100.00	13,100.00	13,100.00	0.00	0.00	0.00	0.00
Other Professional Services	5021199000	0.00	0.00	0.00	0.00	1,763,680.00	0.00	1,763,680.00	0.00	0.00	0.00	0.00	0.00	1,763,680.00	0.00	0.00
Repairs and Maintenance		0.00	0.00	0.00	0.00	67,484.72	(67,484.72)	0.00	0.00	0.00	0.00	0.00	0.00	0.00	0.00	0.00
Repairs and Maintenance - Furniture and Fixtures	5021307000	0.00	0.00	0.00	0.00	38,400.00	(38,400.00)	0.00	0.00	0.00	0.00	0.00	0.00	0.00	0.00	0.00
Repairs and Maintenance - Leased Assets	5021308000	0.00	0.00	0.00	0.00	29,084.72	(29,084.72)	0.00	0.00	0.00	0.00	0.00	0.00	0.00	0.00	0.00
ICT Machinery and Equipment	5021308004	0.00	0.00	0.00	0.00	29,084.72	(29,084.72)	0.00	0.00	0.00	0.00	0.00	0.00	0.00	0.00	0.00
Other Maintenance and Operating Expenses		0.00	0.00	0.00	0.00	1,971,987.09	83,667.28	2,055,654.37	186,020.42	186,020.42	186,020.42	186,020.42	0.00	1,869,633.95	0.00	0.00
Printing and Publication Expenses	5029902000	0.00	0.00	0.00	0.00	6,850.00	(6,850.00)	0.00	0.00	0.00	0.00	0.00	0.00	0.00	0.00	0.00

Particulars	UACS CODE	Appropriations			Allotments				Obligations		Disbursements		Balances			
		Authorized Appropriations	Adjustments (Transfer To/From, Modifications/ Augmentations)	Adjusted Appropriations	Allotments		Adjustments (Reductions, Modifications/ Augmentations)	Adjusted Allotments	1st Quarter Ending March 31	Total	1st Quarter Ending March 31	Total	Unused Funds		Unpaid Obligations (16-21)=(24+25)	
					SARO	Unobligated							11=[(6+7+(-)8)-9+10]	16=(12+13+14+15)	17	21=(17+18+19+20)
1	2	3	4	5=(3+4)	6	7	8	11=[(6+7+(-)8)-9+10]	12	16=(12+13+14+15)	17	21=(17+18+19+20)	22=(5-11)	23=(11-16)	24	25
Representation Expenses	5029903000	0.00	0.00	0.00	0.00	0.00	29,084.72	29,084.72	28,097.80	28,097.80	28,097.80	28,097.80	0.00	986.92	0.00	0.00
Rent/Lease Expenses	5029905000	0.00	0.00	0.00	0.00	1,965,137.09	(35,057.50)	1,930,079.59	61,432.56	61,432.56	61,432.56	61,432.56	0.00	1,868,647.03	0.00	0.00
Rents - Building and Structures	5029905001	0.00	0.00	0.00	0.00	1,965,137.09	(96,490.06)	1,868,647.03	0.00	0.00	0.00	0.00	0.00	1,868,647.03	0.00	0.00
Rents - Equipment	5029905004	0.00	0.00	0.00	0.00	0.00	61,432.56	61,432.56	61,432.56	61,432.56	61,432.56	61,432.56	0.00	0.00	0.00	0.00
Subscription Expenses	5029907000	0.00	0.00	0.00	0.00	0.00	96,490.06	96,490.06	96,490.06	96,490.06	96,490.06	96,490.06	0.00	0.00	0.00	0.00
ICT Software Subscription	5029907001	0.00	0.00	0.00	0.00	0.00	96,490.06	96,490.06	96,490.06	96,490.06	96,490.06	96,490.06	0.00	0.00	0.00	0.00
Capital Outlays		0.00	0.00	0.00	0.00	13,680,000.00	0.00	13,680,000.00	0.00	0.00	0.00	0.00	0.00	13,680,000.00	0.00	0.00
Property, Plant and Equipment Outlay		0.00	0.00	0.00	0.00	13,680,000.00	0.00	13,680,000.00	0.00	0.00	0.00	0.00	0.00	13,680,000.00	0.00	0.00
Machinery and Equipment Outlay	5060405000	0.00	0.00	0.00	0.00	7,680,000.00	0.00	7,680,000.00	0.00	0.00	0.00	0.00	0.00	7,680,000.00	0.00	0.00
Information and Communication Technology	5060405003	0.00	0.00	0.00	0.00	7,680,000.00	0.00	7,680,000.00	0.00	0.00	0.00	0.00	0.00	7,680,000.00	0.00	0.00
Transportation Equipment Outlay	5060406000	0.00	0.00	0.00	0.00	6,000,000.00	0.00	6,000,000.00	0.00	0.00	0.00	0.00	0.00	6,000,000.00	0.00	0.00
Motor Vehicles	5060406001	0.00	0.00	0.00	0.00	6,000,000.00	0.00	6,000,000.00	0.00	0.00	0.00	0.00	0.00	6,000,000.00	0.00	0.00
<b>GRAND TOTAL</b>		<b>0.00</b>	<b>0.00</b>	<b>0.00</b>	<b>0.00</b>	<b>19,468,846.07</b>	<b>0.00</b>	<b>19,468,846.07</b>	<b>511,682.99</b>	<b>511,682.99</b>	<b>511,682.99</b>	<b>511,682.99</b>	<b>0.00</b>	<b>18,957,163.08</b>	<b>0.00</b>	<b>0.00</b>


Certified Correct:

  
 MARIE VIC L. SISON  
 BUDGET OFFICER II

Certified Correct:

  
 RYAN JOSEPH C. RODRIGUEZ  
 SUPERVISING ADMINISTRATIVE OFFICER

Recommending Approval By:

  
 MARIO R. PILASRILAS  
 GOVERNMENT CORPORATE ATTORNEY FOR ADMINISTRATION

Approved By:

  
 SOLOMON M. HERMOSURA  
 GOVERNMENT CORPORATE COUNSEL

**List of Allotments and Sub-Allotments**  
As at the Quarter Ending March 31, 2025

Department : Department of Justice (DOJ)  
 Agency/Entity : Office of the Government Corporate Counsel  
 Operating Unit : < not applicable >  
 Organization Code (UACS) : 15 006 0000000  
 Fund Cluster : 01 - Regular Agency Fund

X	Current Year Appropriations
	Supplemental Appropriations
	Continuing Appropriations

(e.g. UACS Fund Cluster: 01-Regular Agency Fund, 02-Foreign Assisted Projects Fund, 03-Special Account-Locally Funded/Domestic Grants Fund, and 04-Special Account-Foreign Assisted/Foreign Grants Fund)

No.	Allotments/Sub-Allotments Reference		Funding Source		Allotments/Sub-Allotments received from CO/ROs/OUs				Total Allotments/Net of Sub-allotments			
	Number	Date	Description	UACS CODE	PS	MOOE	CO	Sub-Total	PS	MOOE	CO	Total
1	2	3	4	5	6	7	9	10=(6+7+8+9)	16=(6+11)	17=(7+12)	19=(9+14)	20=(16+17+18+19)
<b>A. Allotments received from DBM</b>												
1	GAA Items released through GAA as Allotment Order per An Items For Release through GARO per Annex C of NBC No. 59	2025-01-15	Specific Budgets of National Government Agencies	101101	173,818,000.00	107,361,000.00	6,940,000.00	288,119,000.00	173,818,000.00	107,361,000.00	6,940,000.00	288,119,000.00
2		2025-01-15	Retirement and Life Insurance Premiums	104102	10,322,000.00	0.00	0.00	10,322,000.00	10,322,000.00	0.00	0.00	10,322,000.00
3	SARO-BMB-D-25-0000009	2025-01-21	Pension and Gratuity Fund	101407	3,625,645.00	0.00	0.00	3,625,645.00	3,625,645.00	0.00	0.00	3,625,645.00
4	SARO-BMB-D-25-0000216	2025-02-12	Miscellaneous Personnel Benefits Fund	101406	13,081,000.00	0.00	0.00	13,081,000.00	13,081,000.00	0.00	0.00	13,081,000.00
5	SARO-BMB-D-25-0000227	2025-02-12	Retirement and Life Insurance Premiums	104102	1,337,000.00	0.00	0.00	1,337,000.00	1,337,000.00	0.00	0.00	1,337,000.00
6	SARO-BMB-D-25-0004265	2025-02-24	Pension and Gratuity Fund	101407	14,896,765.00	0.00	0.00	14,896,765.00	14,896,765.00	0.00	0.00	14,896,765.00
7	SARO-BMB-D-25-0009092	2025-03-28	Pension and Gratuity Fund	101407	7,404,298.00	0.00	0.00	7,404,298.00	7,404,298.00	0.00	0.00	7,404,298.00
	<b>Sub-Total</b>				<b>224,484,708.00</b>	<b>107,361,000.00</b>	<b>6,940,000.00</b>	<b>338,785,708.00</b>	<b>224,484,708.00</b>	<b>107,361,000.00</b>	<b>6,940,000.00</b>	<b>338,785,708.00</b>
<b>Total Allotments</b>												
					<b>224,484,708.00</b>	<b>107,361,000.00</b>	<b>6,940,000.00</b>	<b>338,785,708.00</b>	<b>224,484,708.00</b>	<b>107,361,000.00</b>	<b>6,940,000.00</b>	<b>338,785,708.00</b>
<b>Summary by Funding Source Code:</b>												
	Specific Budgets of National Government Agencies			101101	173,818,000.00	107,361,000.00	6,940,000.00	288,119,000.00	173,818,000.00	107,361,000.00	6,940,000.00	288,119,000.00
	Miscellaneous Personnel Benefits Fund			101406	13,081,000.00	0.00	0.00	13,081,000.00	13,081,000.00	0.00	0.00	13,081,000.00
	Pension and Gratuity Fund			101407	25,926,708.00	0.00	0.00	25,926,708.00	25,926,708.00	0.00	0.00	25,926,708.00
	Retirement and Life Insurance Premiums			104102	11,659,000.00	0.00	0.00	11,659,000.00	11,659,000.00	0.00	0.00	11,659,000.00

Certified Correct:

  
 \_\_\_\_\_  
**MARIE VIC L. SISON**  
 BUDGET OFFICER II

Certified Correct:

  
 \_\_\_\_\_  
**RYAN JOSEPH C. RODRIGUEZ**  
 SUPERVISING ADMINISTRATIVE OFFICER

Recommending Approval By:

  
 \_\_\_\_\_  
**MARIO R. PILASPILAS**  
 GOVERNMENT CORPORATE ATTORNEY FOR  
 ADMINISTRATION

Approved By:

  
 \_\_\_\_\_  
**SOLOMON M. HERMOSURA**  
 GOVERNMENT CORPORATE COUNSEL

**STATEMENT OF OBLIGATIONS, DISBURSEMENTS, LIQUIDATIONS AND BALANCES for INTER-AGENCY FUND TRANSFERS**  
*(for Source Agency use only)*  
**As at the Quarter Ending March 31, 2025**

Department : Department of Justice (DOJ)  
 Agency/Entity : Office of the Government Corporate Counsel  
 Operating Unit : < not applicable >  
 Organization Code (UACS) : 15 006 0000000  
 Fund Cluster : 01 - Regular Agency Fund  
 (e.g. UACS Fund Cluster: 01-Regular Agency Fund, 02-Foreign Assisted Projects Fund, 03-Special Account-Locally Funded/Domestic Grants Fund, and 04-Special Account-Foreign Assisted/Foreign Grants Fund)

X	Current Year Appropriations
	Supplemental Appropriations
	Continuing Appropriations


Implementing Agencies and Projects	Obligations				Disbursements (Funds Transferred To)		Liquidations			Unpaid Obligations	Unliquidated Fund Transfers
	Obligation Request and Status		1st Quarter Ending March 31	Total	1st Quarter Ending March 31	Total	1st Quarter Ending March 31	4th Quarter Ending December 31	Total		
	Number	Date									
1	2	3	4	8=(4+5+6+7)	9	13=(9+10+11+12)	14	17	18=(14+15+16+17)	19=(8-13)	20=(13-18)

Certified Correct:

Certified Correct:

Recommending Approval By:

Approved By:

  
 \_\_\_\_\_  
**MARIE VIC L. SISON**  
 BUDGET OFFICER II

  
 \_\_\_\_\_  
**RYAN JOSEPH C. RODRIGUEZ**  
 SUPERVISING ADMINISTRATIVE OFFICER

  
 \_\_\_\_\_  
**MARIO R. PILASFILAS**  
 GOVERNMENT CORPORATE ATTORNEY FOR ADMINISTRATION

  
 \_\_\_\_\_  
**SOLOMON M. HERMOSURA**  
 GOVERNMENT CORPORATE COUNSEL

Date:

Date:

Date:

**STATEMENT OF APPROVED BUDGET, UTILIZATIONS, DISBURSEMENTS AND BALANCES**  
**(For Off-Budgetary Funds)**  
**As at the Quarter Ending March 31, 2025**

Department : Department of Justice (DOJ)  
 Agency/Entity : Office of the Government Corporate Counsel  
 Operating Unit : < not applicable >  
 Organization Code (UACS) : 15 006 0000000  
 Fund Cluster : 05 - Internally Generated Funds  
 (e.g. UACS Fund Cluster: 05-Internally Generated Funds and 06-Business Related Funds)

Particulars	UACS CODE	Approved Budget			Utilizations		Disbursements		Balances		
		Approved Budgeted Revenue	Adjustments (Reductions, Modifications/ Augmentations)	Adjusted Budgeted Revenue	4th Quarter Ending December 31	Total	1st Quarter Ending March 31	Total	Unutilized Budget	Unpaid Obligations (10-15)=(17+18)	
										Due and Demandable	Not Yet Due and Demandable
1	2	3	4	5=[(3+(-)4)]	9	10=(6+7+8+9)	11	15=(11+12+13+14)	16=(5-10)	17	18

Certified Correct:

Certified Correct:

Recommending Approval By:

Approved By:



**MARIE VIC L. SISON**  
 BUDGET OFFICER II

Date:



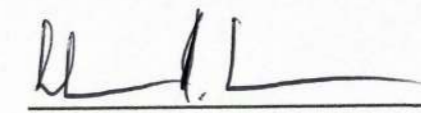
**RYAN JOSEPH C. RODRIGUEZ**  
 SUPERVISING ADMINISTRATIVE OFFICER

Date:



**MARIO R. RILASPILAS**  
 GOVERNMENT CORPORATE ATTORNEY FOR ADMINISTRATION

Date:



**SOLOMON M. HERMOSURA**  
 GOVERNMENT CORPORATE COUNSEL

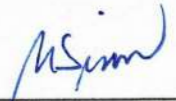
Date:

**SUMMARY OF APPROVED BUDGET, UTILIZATIONS, DISBURSEMENTS AND BALANCES BY OBJECT OF EXPENDITURES  
(For Off-Budgetary Funds)  
As at the Quarter Ending March 31, 2025**


Department : Department of Justice (DOJ)  
 Agency/Entity : Office of the Government Corporate Counsel  
 Operating Unit : < not applicable >  
 Organization Code (UACS) : 15 006 0000000  
 Fund Cluster : 05 - Internally Generated Funds  
 (e.g. UACS Fund Cluster: 05-Internally Generated Funds and 06-Business Related Funds)

Particulars	UACS CODE	Approved Budget			Utilizations			Disbursements		Balances		
		Approved Budgeted Revenue	Adjustments (Reductions, Modifications/ Augmentations)	Adjusted Budgeted Revenue	1st Quarter Ending March 31	4th Quarter Ending December 31	Total	1st Quarter Ending March 31	Total	Unutilized Budget	Unpaid Obligations (10-15)=(17+18)	
											Due and Demandable	Not Yet Due and Demandable
1	2	3	4	5=[(3+(-)4)]	6	9	10=(6+7+8+9)	11	15=(11+12+13+14)	16=(5-10)	17	18


Certified Correct:

  
 \_\_\_\_\_  
**MARIE VIC L. SISON**  
 BUDGET OFFICER II  
 Date:

Certified Correct:

  
 \_\_\_\_\_  
**RYAN JOSEPH C. RODRIGUEZ**  
 SUPERVISING ADMINISTRATIVE OFFICER  
 Date:

Recommending Approval By:

  
 \_\_\_\_\_  
**MARIO R. PILASPILAS**  
 GOVERNMENT CORPORATE ATTORNEY FOR ADMINISTRATION  
 Date:

Approved By:

  
 \_\_\_\_\_  
**SOLOMON M. HERMOSURA**  
 GOVERNMENT CORPORATE COUNSEL  
 Date:

**QUARTERLY REPORT OF REVENUE AND OTHER RECEIPTS**  
**As at the Quarter Ending March 31, 2025**

Department : Department of Justice (DOJ)  
 Agency/Entity : Office of the Government Corporate Counsel  
 Operating Unit : < not applicable >  
 Organization Code (UACS) : 15 006 0000000  
 Fund Cluster : 01 - Regular Agency Fund


Classification/Sources of Revenue and Other Receipts	UACS CODE	REVENUE TARGET (Annual) per BESF	Actual Revenue and Other Receipts Collections			Cumulative Remittance/Deposits to Date			Variance		Remarks
			1st Quarter Ending March 31	2nd Quarter Ending June 30	Total	Remittance to BTr	Deposited with AGDB	Total	Amount	%	
1	2	3	4	5	8=(4+5+6+7)	9	10	11=(9+10)	12=(8-3)	13=(12/3)	14

Certified Correct:

  
 \_\_\_\_\_  
**MARIE VIC L. SISON**  
 BUDGET OFFICER II

Date:

Certified Correct:

  
 \_\_\_\_\_  
**RYAN JOSEPH C. RODRIGUEZ**  
 SUPERVISING ADMINISTRATIVE OFFICER

Date:

Recommending Approval By:

  
 \_\_\_\_\_  
**MARIO R. PILASPILAS**  
 GOVERNMENT CORPORATE ATTORNEY FOR ADMINISTRATION

Date:

Approved By:

  
 \_\_\_\_\_  
**SOLOMON M. HERMOSURA**  
 GOVERNMENT CORPORATE COUNSEL

Date:


**STATEMENT OF APPROVED BUDGET, UTILIZATIONS, DISBURSEMENTS AND BALANCES FOR TRUST RECEIPTS**  
*(for Implementing Agency use only)*  
**As at the Quarter Ending March 31, 2025**

Department : Department of Justice (DOJ)  
 Agency/Entity : Office of the Government Corporate Counsel  
 Operating Unit : < not applicable >  
 Organization Code (UACS) : 15 006 0000000  
 Fund Cluster : 01 - Regular Agency Fund

X	Inter Agency Fund Transfer
	Grants and Donations (Less than 12 months)

Source Agencies and Projects	UACS CODE	Approved Budget			Utilizations		Disbursements		Balances		
		Approved Budgeted Revenue/ Receipts	Adjustments (Additions, Reductions, Modifications/ Augmentations)	Adjusted Budgeted Revenue	1st Quarter Ending March 31	Total	1st Quarter Ending March 31	Total	Unutilized Budget	Unpaid Obligations (10-15)=(17+18)	
										Due and Demandable	Not Yet Due and Demandable
1	2	3	4	5=[(3+(-)4)]	6	10=(6+7+8+9)	11	15=(11+12+13+14)	16=(5-10)	17	18

Certified Correct:

  
 \_\_\_\_\_  
**MARIE VIC L. SISON**  
 BUDGET OFFICER II  
 Date:

Certified Correct:

  
 \_\_\_\_\_  
**RYAN JOSEPH C. RODRIGUEZ**  
 SUPERVISING ADMINISTRATIVE OFFICER  
 Date:

Recommending Approval By:

  
 \_\_\_\_\_  
**MARIO R. PILASPILAS**  
 GOVERNMENT CORPORATE ATTORNEY FOR ADMINISTRATION  
 Date:

Approved By:

  
 \_\_\_\_\_  
**SOLOMON M. HERMOSURA**  
 GOVERNMENT CORPORATE COUNSEL  
 Date: