

STATEMENT OF APPROPRIATIONS, ALLOTMENTS, OBLIGATIONS, DISBURSEMENTS AND BALANCES
As at the Quarter Ending September 30, 2023

Department : Department of Justice (DOJ)
 Agency/Entity : Office of the Government Corporate Counsel
 Operating Unit : < not applicable >
 Organization Code (UACS) : 15 006 0000000
 Fund Cluster : 01 - Regular Agency Fund

Current Year Appropriations
 Supplemental Appropriations
 Continuing Appropriations


(e.g. UACS Fund Cluster: 01-Regular Agency Fund, 02-Foreign Assisted Projects Fund, 03-Special Account-Locally Funded/Domestic Grants Fund, and 04-Special Account-Foreign Assisted/Foreign Grants Fund)


Particulars	UACS CODE	Appropriations							Allotments							Current Year Obligations				Current Year Disbursements				Balances			
		Authorized Appropriations	Adjustments (Transfer To/From, Modifications/ Augmentations)	Adjusted Appropriations	Adjustments (Reductions, Modifications/ Augmentations)	Allotments Received	Transfer To	Transfer From	Adjusted Allotments	1st Quarter Ending March 31	2nd Quarter Ending June 30	3rd Quarter Ending September 30	4th Quarter Ending December 31	Total	1st Quarter Ending March 31	2nd Quarter Ending June 30	3rd Quarter Ending September 30	4th Quarter Ending December 31	Total	Unreleased Appropriations	Unobligated Allotments	Unpaid Obligations (15-20)=(23+24)	Due and Demandable	Net Yet Due and Demandable			
1	2	3	4	5=(3+4)	6	7	8	9	10=(8+(-7)-8+9)	11	12	13	14	15=(11+12+13+14)	16	17	18	19	20=(16+17+18+19)	21	22	23	24				
I. Agency Specific Budget		228,966,000.00	0.00	228,966,000.00	0.00	0.00	0.00	0.00	228,966,000.00	41,343,332.38	62,618,390.29	46,167,122.37	0.00	160,018,846.04	41,318,983.61	62,618,390.29	46,167,122.37	0.00	160,018,846.04	0.00	78,846,164.96	0.00	0.00				
General Administration and Support	1000000000000000	82,799,000.00	0.00	82,799,000.00	0.00	0.00	0.00	0.00	82,799,000.00	12,417,762.80	19,631,808.93	11,613,771.77	0.00	43,663,343.50	12,417,762.80	19,631,808.93	11,613,771.77	0.00	43,663,343.50	0.00	30,135,668.50	0.00	0.00				
General Management and Supervision	100000100001000	82,799,000.00	0.00	82,799,000.00	0.00	0.00	0.00	0.00	82,799,000.00	12,417,762.80	19,631,808.93	11,613,771.77	0.00	43,663,343.50	12,417,762.80	19,631,808.93	11,613,771.77	0.00	43,663,343.50	0.00	30,135,668.50	0.00	0.00				
FS		37,530,000.00	0.00	37,530,000.00	0.00	0.00	0.00	0.00	37,530,000.00	7,761,205.53	10,119,074.71	8,327,045.20	0.00	26,207,325.44	7,761,205.53	10,119,074.71	8,327,045.20	0.00	26,207,325.44	0.00	11,322,674.56	0.00	0.00				
MOCE		38,239,000.00	(10,000,000.00)	28,239,000.00	0.00	(10,000,000.00)	0.00	0.00	28,239,000.00	4,232,757.27	4,894,001.22	3,266,726.57	0.00	12,413,485.06	4,232,757.27	4,894,001.22	3,266,726.57	0.00	12,413,485.06	0.00	18,825,514.94	0.00	0.00				
CO		7,030,000.00	0.00	7,030,000.00	0.00	0.00	0.00	0.00	7,030,000.00	423,800.00	4,618,733.00	0.00	0.00	5,042,533.00	423,800.00	4,618,733.00	0.00	5,042,533.00	0.00	11,987,467.00	0.00	0.00					
Sub-Total, General Administration and Support		82,799,000.00	0.00	82,799,000.00	0.00	0.00	0.00	0.00	82,799,000.00	12,417,762.80	19,631,808.93	11,613,771.77	0.00	43,663,343.50	12,417,762.80	19,631,808.93	11,613,771.77	0.00	43,663,343.50	0.00	30,135,668.50	0.00	0.00				
PS		37,530,000.00	0.00	37,530,000.00	0.00	0.00	0.00	0.00	37,530,000.00	7,761,205.53	10,119,074.71	8,327,045.20	0.00	26,207,325.44	7,761,205.53	10,119,074.71	8,327,045.20	0.00	26,207,325.44	0.00	11,322,674.56	0.00	0.00				
MOCE		38,239,000.00	(10,000,000.00)	28,239,000.00	0.00	(10,000,000.00)	0.00	0.00	28,239,000.00	4,232,757.27	4,894,001.22	3,266,726.57	0.00	12,413,485.06	4,232,757.27	4,894,001.22	3,266,726.57	0.00	12,413,485.06	0.00	18,825,514.94	0.00	0.00				
FinEx (if Applicable)		0.00	0.00	0.00	0.00	0.00	0.00	0.00	0.00	0.00	0.00	0.00	0.00	0.00	0.00	0.00	0.00	0.00	0.00	0.00	0.00	0.00	0.00				
CO		7,030,000.00	0.00	7,030,000.00	0.00	0.00	0.00	0.00	7,030,000.00	423,800.00	4,618,733.00	0.00	0.00	5,042,533.00	423,800.00	4,618,733.00	0.00	5,042,533.00	0.00	11,987,467.00	0.00	0.00					
Operations	3000000000000000	146,166,000.00	0.00	146,166,000.00	0.00	0.00	0.00	0.00	146,166,000.00	28,925,569.58	42,886,581.36	34,543,350.60	0.00	108,355,501.54	28,901,100.81	42,886,581.36	34,567,819.37	0.00	108,355,501.54	0.00	39,810,498.46	0.00	0.00				
Efficient Legal Services for Government Corporations Enacted		146,166,000.00	0.00	146,166,000.00	0.00	0.00	0.00	0.00	146,166,000.00	28,925,569.58	42,886,581.36	34,543,350.60	0.00	108,355,501.54	28,901,100.81	42,886,581.36	34,567,819.37	0.00	108,355,501.54	0.00	39,810,498.46	0.00	0.00				
LEGAL SERVICES FOR GOVERNMENT CORPORATIONS PROGRAM		146,166,000.00	0.00	146,166,000.00	0.00	0.00	0.00	0.00	146,166,000.00	28,925,569.58	42,886,581.36	34,543,350.60	0.00	108,355,501.54	28,901,100.81	42,886,581.36	34,567,819.37	0.00	108,355,501.54	0.00	39,810,498.46	0.00	0.00				
Legal Services to GOCCs	310100100001000	146,166,000.00	0.00	146,166,000.00	0.00	0.00	0.00	0.00	146,166,000.00	28,925,569.58	42,886,581.36	34,543,350.60	0.00	108,355,501.54	28,901,100.81	42,886,581.36	34,567,819.37	0.00	108,355,501.54	0.00	39,810,498.46	0.00	0.00				
FS		128,885,000.00	0.00	128,885,000.00	0.00	0.00	0.00	0.00	128,885,000.00	25,175,566.93	38,374,098.17	30,957,191.63	0.00	94,508,856.73	25,151,098.16	38,374,098.17	30,951,660.40	0.00	94,508,856.73	0.00	34,378,143.27	0.00	0.00				
MOCE		17,281,000.00	0.00	17,281,000.00	0.00	0.00	0.00	0.00	17,281,000.00	3,750,002.65	4,512,483.19	3,586,158.97	0.00	11,848,644.81	3,750,002.65	4,512,483.19	3,586,158.97	0.00	11,848,644.81	0.00	5,432,355.19	0.00	0.00				
Sub-Total, Operations		146,166,000.00	0.00	146,166,000.00	0.00	0.00	0.00	0.00	146,166,000.00	28,925,569.58	42,886,581.36	34,543,350.60	0.00	108,355,501.54	28,901,100.81	42,886,581.36	34,567,819.37	0.00	108,355,501.54	0.00	39,810,498.46	0.00	0.00				
PS		128,885,000.00	0.00	128,885,000.00	0.00	0.00	0.00	0.00	128,885,000.00	25,175,566.93	38,374,098.17	30,957,191.63	0.00	94,508,856.73	25,151,098.16	38,374,098.17	30,951,660.40	0.00	94,508,856.73	0.00	34,378,143.27	0.00	0.00				
MOCE		17,281,000.00	0.00	17,281,000.00	0.00	0.00	0.00	0.00	17,281,000.00	3,750,002.65	4,512,483.19	3,586,158.97	0.00	11,848,644.81	3,750,002.65	4,512,483.19	3,586,158.97	0.00	11,848,644.81	0.00	5,432,355.19	0.00	0.00				
FinEx (if Applicable)		0.00	0.00	0.00	0.00	0.00	0.00	0.00	0.00	0.00	0.00	0.00	0.00	0.00	0.00	0.00	0.00	0.00	0.00	0.00	0.00	0.00	0.00				
CO		0.00	0.00	0.00	0.00	0.00	0.00	0.00	0.00	0.00	0.00	0.00	0.00	0.00	0.00	0.00	0.00	0.00	0.00	0.00	0.00	0.00	0.00				
Sub-Total, I. Agency Specific Budget		228,966,000.00	0.00	228,966,000.00	0.00	0.00	0.00	0.00	228,966,000.00	41,343,332.38	62,618,390.29	46,167,122.37	0.00	160,018,846.04	41,318,983.61	62,618,390.29	46,167,122.37	0.00	160,018,846.04	0.00	78,846,164.96	0.00	0.00				
FS		166,415,000.00	0.00	166,415,000.00	0.00	0.00	0.00	0.00	166,415,000.00	32,938,772.46	48,493,172.88	38,284,236.83	0.00	120,714,182.17	32,912,303.69	48,493,172.88	38,308,705.60	0.00	120,714,182.17	0.00	45,702,817.83	0.00	0.00				
MOCE		55,520,000.00	(10,000,000.00)	45,520,000.00	0.00	(10,000,000.00)	0.00	0.00	45,520,000.00	7,962,759.92	9,406,484.41	6,872,885.54	0.00	24,262,129.87	7,962,759.92	9,406,484.41	6,872,885.54	0.00	24,262,129.87	0.00	21,257,870.13	0.00	0.00				
FinEx (if Applicable)		0.00	0.00	0.00	0.00	0.00	0.00	0.00	0.00	0.00	0.00	0.00	0.00	0.00	0.00	0.00	0.00	0.00	0.00	0.00	0.00	0.00	0.00				
CO		7,030,000.00	0.00	7,030,000.00	0.00	0.00	0.00	0.00	7,030,000.00	423,800.00	4,618,733.00	0.00	0.00	5,042,533.00	423,800.00	4,618,733.00	0.00	5,042,533.00	0.00	11,987,467.00	0.00	0.00					
II. Automatic Appropriations		9,937,000.00	0.00	9,937,000.00	0.00	0.00	0.00	0.00	9,937,000.00	2,367,906.17	2,617,530.56	2,643,197.45	0.00	7,628,634.18	2,367,906.17	2,617,530.56	2,643,197.45	0.00	7,628,634.18	0.00	2,368,365.82	0.00	0.00				
Specific Budgets of National Government Agencies		9,937,000.00	0.00	9,937,000.00	0.00	0.00	0.00	0.00	9,937,000.00	2,367,906.17	2,617,530.56	2,643,197.45	0.00	7,628,634.18	2,367,906.17	2,617,530.56	2,643,197.45	0.00	7,628,634.18	0.00	2,368,365.82	0.00	0.00				


Department : Department of Justice (DOJ)
 Agency/Entity : Office of the Government Corporate Counsel
 Operating Unit : < not applicable >
 Organization Code (UACS) : 15 006 0000000
 Fund Cluster : 01 - Regular Agency Fund
 (e.g. UACS Fund Cluster: 01-Regular Agency Fund, 02-Foreign Assisted Projects Fund, 03-Special Account-Locally Funded/Domestic Grants Fund, and 04-Special Account-Foreign Assisted/Foreign Grants Fund)


	Current Year Appropriations
	Supplemental Appropriations
X	Continuing Appropriations

Particulars	UACS CODE	Appropriations			Allotments					Current Year Obligations				Current Year Disbursements				Balances						
		Authorized Appropriations	Adjustments (Transfer To/From, Modifications/Augmentations)	Adjusted Appropriations	Allotments Received	Adjustments (Reductions, Modifications/Augmentations)	Transfer To	Transfer From	Adjusted Allotments	10=[6+(3)+4+5]	1st Quarter Ending March 31	2nd Quarter Ending June 30	3rd Quarter Ending September 30	4th Quarter Ending December 31	Total	15=(11+12+13+14)	1st Quarter Ending March 31	2nd Quarter Ending June 30	3rd Quarter Ending September 30	4th Quarter Ending December 31	Total	20=(16+17+18+19)	Unreleased Appropriations	Unobligated Allotments
1	2	3	4	5=(3+4)	6	7	8	9	10	11	12	13	14	15	16	17	18	19	20	21=(5-19)	22=(10-15)	23	24	
GRAND TOTAL		1,262,891.74	0.00	1,262,891.74	1,262,891.74	0.00	0.00	0.00	1,262,891.74	313,197.19	137,600.00	662,694.82	0.00	1,113,492.01	313,197.19	137,600.00	662,694.82	0.00	1,113,492.01	0.00	139,399.73	0.00	0.00	
PS		0.00	0.00	0.00	0.00	0.00	0.00	0.00	0.00	0.00	0.00	0.00	0.00	0.00	0.00	0.00	0.00	0.00	0.00	0.00	0.00	0.00	0.00	
MOCE		824,143.72	0.00	824,143.72	824,143.72	0.00	0.00	0.00	824,143.72	313,197.19	32,600.00	410,722.82	0.00	756,520.01	313,197.19	30,600.00	410,722.82	0.00	756,520.01	0.00	67,623.71	0.00	0.00	
FinEx (if Applicable)		0.00	0.00	0.00	0.00	0.00	0.00	0.00	0.00	0.00	0.00	0.00	0.00	0.00	0.00	0.00	0.00	0.00	0.00	0.00	0.00	0.00	0.00	
CO		428,748.02	0.00	428,748.02	428,748.02	0.00	0.00	0.00	428,748.02	0.00	105,000.00	251,972.00	0.00	356,972.00	0.00	106,000.00	251,972.00	0.00	356,972.00	0.00	71,776.02	0.00	0.00	
Recapitulation by OD:																								
Agency Specific Budget		545,673.39	0.00	545,673.39	545,673.39	0.00	0.00	0.00	545,673.39	217,527.20	0.00	322,472.80	0.00	540,000.00	217,527.20	0.00	322,472.80	0.00	540,000.00	0.00	5,673.39	0.00	0.00	
LEGAL SERVICES FOR GOVERNMENT CORPORATIONS PROGRAM		545,673.39	0.00	545,673.39	545,673.39	0.00	0.00	0.00	545,673.39	217,527.20	0.00	322,472.80	0.00	540,000.00	217,527.20	0.00	322,472.80	0.00	540,000.00	0.00	5,673.39	0.00	0.00	

Certified Correct:

 MARIE C. L. SIMON
 Administrative Officer II
 Date: October 22, 2023 03:27 PM

Certified Correct:

 RYAN JOSEPH C. RODRIGUEZ
 Supervising Administrative Officer
 Date: October 22, 2023 03:27 PM

Recommending Approval By:

 JOSEPH L. CAPLI
 Assistant Government Corporate Counsel
 Date: October 22, 2023 03:28 PM

Approved By:

 ROGELIO Y. QUEVEDO
 Government Corporate Counsel
 Date: October 22, 2023 03:31 PM

SUMMARY OF APPROPRIATIONS, ALLOTMENTS, OBLIGATIONS, DISBURSEMENTS AND BALANCES BY OBJECT OF EXPENDITURES
As at the Quarter Ending September 30, 2023

Department : Department of Justice (DOJ)
 Agency/Entity : Office of the Government Corporate Counsel
 Operating Unit : < not applicable >
 Organization Code (UACS) : 15 008 000000
 Fund Cluster : 01 - Regular Agency Fund

X Current Year Appropriations
 Supplemental Appropriations
 Continuing Appropriations

(e.g. UACS Fund Cluster: 01-Regular Agency Fund, 02-Foreign Assisted Projects Fund, 03-Special Account-Locally Funded/Domestic Grants Fund, and 04-Special Account-Foreign Assisted/Foreign Grants Fund)

Particulars	UACS CODE	Appropriations			Allotments		Obligations							Disbursements			Balances						
		Authorized Appropriations	Adjustments (Transfer To/From, Modifications/Augmentations)	Adjusted Appropriations	Allotments Received	Adjustments (Reductions, Modifications/Augmentations)	Transfer To	Transfer From	Adjusted Allotments	1st Quarter Ending March 31	2nd Quarter Ending June 30	3rd Quarter Ending September 30	4th Quarter Ending December 31	Total	1st Quarter Ending March 31	2nd Quarter Ending June 30	3rd Quarter Ending September 30	4th Quarter Ending December 31	Total	Unreleased Appropriations	Unobligated Allotments	Unpaid Obligations (15-20)=(23+24)	
1	2	3	4	5=(3+4)	6	7	8	9	10=(8)-(7)+9	11	12	13	14	15=(11+12+13+14)	16	17	18	19	20=(16+17+18+19)	21=(5-10)	22=(10-16)	23	24
SUMMARY		238,902,000.00	38,246,843.00	277,147,843.00	238,902,000.00	38,246,843.00	0.00	0.00	10=(8)-(7)+9	48,361,840.09	74,340,530.35	75,051,729.38	0.00	195,754,199.82	48,337,471.32	74,340,530.35	63,522,048.16	0.00	184,200,060.82	0.00	81,393,643.18	0.00	11,554,149.00
A. AGENCY SPECIFIC BUDGET		228,965,000.00	0.00	228,965,000.00	228,965,000.00	0.00	0.00	0.00	228,965,000.00	41,343,332.38	62,518,390.29	46,157,122.37	0.00	150,018,845.04	41,318,963.61	62,518,390.29	46,157,122.37	0.00	150,018,845.04	0.00	78,946,154.86	0.00	0.00
Personnel Services		168,415,000.00	0.00	168,415,000.00	168,415,000.00	0.00	0.00	0.00	168,415,000.00	32,956,772.46	48,483,172.88	39,284,236.83	0.00	120,714,182.17	32,812,303.69	48,483,172.88	39,308,705.40	0.00	120,714,182.17	0.00	45,700,817.83	0.00	0.00
Salaries and Wages		124,804,000.00	(459,332.77)	124,344,667.23	124,804,000.00	(459,332.77)	0.00	0.00	124,344,667.23	27,915,969.77	33,317,789.44	32,009,193.08	0.00	93,242,851.29	27,915,969.77	33,317,789.44	32,009,193.08	0.00	93,242,851.29	0.00	31,281,736.94	0.00	0.00
Salaries and Wages - Regular	5010101000	116,151,000.00	(459,332.77)	115,691,667.23	116,151,000.00	(459,332.77)	0.00	0.00	115,691,667.23	26,476,224.50	31,547,150.85	30,177,273.70	0.00	88,200,649.05	26,476,224.50	31,547,150.85	30,177,273.70	0.00	88,200,649.05	0.00	27,491,018.16	0.00	0.00
Basic Salary - Civilian	5010101001	116,151,000.00	(459,332.77)	115,691,667.23	116,151,000.00	(459,332.77)	0.00	0.00	115,691,667.23	26,476,224.50	31,547,150.85	30,177,273.70	0.00	88,200,649.05	26,476,224.50	31,547,150.85	30,177,273.70	0.00	88,200,649.05	0.00	27,491,018.16	0.00	0.00
Salaries and Wages - Casual/Contractual	5010102000	8,833,000.00	0.00	8,833,000.00	8,833,000.00	0.00	0.00	0.00	8,833,000.00	1,439,735.27	1,770,637.59	1,631,909.38	0.00	5,042,282.24	1,439,735.27	1,770,637.59	1,631,909.38	0.00	5,042,282.24	0.00	3,700,717.78	0.00	0.00
Other Compensation		38,881,000.00	49,200.68	38,940,200.68	38,881,000.00	49,200.68	0.00	0.00	38,940,200.68	4,132,890.64	14,704,933.12	4,616,136.29	0.00	23,453,780.04	4,132,890.64	14,704,933.12	4,616,136.29	0.00	23,453,780.04	0.00	15,486,440.64	0.00	0.00
Personal Economic Relief Allowance (PERA)	5010201000	2,976,000.00	(4,000.00)	2,972,000.00	2,976,000.00	(4,000.00)	0.00	0.00	2,972,000.00	728,727.27	783,181.82	770,727.27	0.00	2,282,636.36	728,727.27	783,181.82	770,727.27	0.00	2,282,636.36	0.00	669,363.64	0.00	0.00
PERA - Civilian	5010201001	2,976,000.00	(4,000.00)	2,972,000.00	2,976,000.00	(4,000.00)	0.00	0.00	2,972,000.00	728,727.27	783,181.82	770,727.27	0.00	2,282,636.36	728,727.27	783,181.82	770,727.27	0.00	2,282,636.36	0.00	669,363.64	0.00	0.00
Representation Allowance (RA)	5010202000	5,856,000.00	(20,000.00)	5,836,000.00	5,856,000.00	(20,000.00)	0.00	0.00	5,836,000.00	1,120,500.00	1,699,875.00	1,647,125.00	0.00	4,467,500.00	1,120,500.00	1,699,875.00	1,647,125.00	0.00	4,467,500.00	0.00	1,368,500.00	0.00	0.00
Transportation Allowance (TA)	5010203000	5,856,000.00	(20,000.00)	5,836,000.00	5,856,000.00	(20,000.00)	0.00	0.00	5,836,000.00	1,087,500.00	1,666,875.00	1,713,125.00	0.00	4,467,500.00	1,087,500.00	1,666,875.00	1,713,125.00	0.00	4,467,500.00	0.00	1,368,500.00	0.00	0.00
Transportation Allowance (TA)	5010203001	5,856,000.00	(20,000.00)	5,836,000.00	5,856,000.00	(20,000.00)	0.00	0.00	5,836,000.00	1,087,500.00	1,666,875.00	1,713,125.00	0.00	4,467,500.00	1,087,500.00	1,666,875.00	1,713,125.00	0.00	4,467,500.00	0.00	1,368,500.00	0.00	0.00
Clothing/Uniform Allowance	5010204000	744,000.00	0.00	744,000.00	744,000.00	0.00	0.00	0.00	744,000.00	738,000.00	6,000.00	0.00	0.00	744,000.00	738,000.00	6,000.00	0.00	0.00	744,000.00	0.00	0.00	0.00	0.00
Clothing/Uniform Allowance - Civilian	5010204001	744,000.00	0.00	744,000.00	744,000.00	0.00	0.00	0.00	744,000.00	738,000.00	6,000.00	0.00	0.00	744,000.00	738,000.00	6,000.00	0.00	0.00	744,000.00	0.00	0.00	0.00	0.00
Longevity Pay (LP)	5010202000	2,861,200.00	(340,755.32)	2,520,444.68	2,861,200.00	(340,755.32)	0.00	0.00	2,520,444.68	443,930.07	432,556.10	433,143.97	0.00	1,309,660.14	443,930.07	432,556.10	433,143.97	0.00	1,309,660.14	0.00	1,210,584.54	0.00	0.00
Longevity Pay - Civilian	5010202001	2,861,200.00	(340,755.32)	2,520,444.68	2,861,200.00	(340,755.32)	0.00	0.00	2,520,444.68	443,930.07	432,556.10	433,143.97	0.00	1,309,660.14	443,930.07	432,556.10	433,143.97	0.00	1,309,660.14	0.00	1,210,584.54	0.00	0.00
Overtime and Night Pay	5010213000	0.00	100,000.00	100,000.00	0.00	100,000.00	0.00	0.00	100,000.00	14,033.30	0.00	17,787.34	0.00	31,820.64	14,033.30	0.00	17,787.34	0.00	31,820.64	0.00	68,179.36	0.00	0.00
Overtime Pay	5010213001	0.00	100,000.00	100,000.00	0.00	100,000.00	0.00	0.00	100,000.00	14,033.30	0.00	17,787.34	0.00	31,820.64	14,033.30	0.00	17,787.34	0.00	31,820.64	0.00	68,179.36	0.00	0.00
Year End Bonus	5010214000	9,679,000.00	0.00	9,679,000.00	9,679,000.00	0.00	0.00	0.00	9,679,000.00	0.00	100,459.20	0.00	0.00	100,459.20	0.00	100,459.20	0.00	0.00	100,459.20	0.00	9,578,540.80	0.00	0.00
Bonus - Civilian	5010214001	9,679,000.00	0.00	9,679,000.00	9,679,000.00	0.00	0.00	0.00	9,679,000.00	0.00	100,459.20	0.00	0.00	100,459.20	0.00	100,459.20	0.00	0.00	100,459.20	0.00	9,578,540.80	0.00	0.00
Cash Gift	5010215000	620,000.00	0.00	620,000.00	620,000.00	0.00	0.00	0.00	620,000.00	0.00	3,000.00	3,500.00	0.00	6,500.00	0.00	3,000.00	3,500.00	0.00	6,500.00	0.00	613,500.00	0.00	0.00
Cash Gift - Civilian	5010215001	620,000.00	0.00	620,000.00	620,000.00	0.00	0.00	0.00	620,000.00	0.00	3,000.00	3,500.00	0.00	6,500.00	0.00	3,000.00	3,500.00	0.00	6,500.00	0.00	613,500.00	0.00	0.00
Mid-Year Bonus - Civilian	5010216000	9,679,000.00	333,956.00	10,012,956.00	9,679,000.00	333,956.00	0.00	0.00	10,012,956.00	0.00	10,012,956.00	30,727.70	0.00	10,043,683.70	0.00	10,012,956.00	30,727.70	0.00	10,043,683.70	0.00	(30,727.70)	0.00	0.00
Mid-Year Bonus - Civilian	5010216001	9,679,000.00	333,956.00	10,012,956.00	9,679,000.00	333,956.00	0.00	0.00	10,012,956.00	0.00	10,012,956.00	30,727.70	0.00	10,043,683.70	0.00	10,012,956.00	30,727.70	0.00	10,043,683.70	0.00	(30,727.70)	0.00	0.00
Other Bonuses and Allowances	5010299000	620,000.00	0.00	620,000.00	620,000.00	0.00	0.00	0.00	620,000.00	0.00	0.00	0.00	0.00	620,000.00	0.00	620,000.00	0.00	0.00	620,000.00	0.00	620,000.00	0.00	0.00
Productivity Enhancement Incentive - Civilian	5010299012	620,000.00	0.00	620,000.00	620,000.00	0.00	0.00	0.00	620,000.00	0.00	0.00	0.00	0.00	620,000.00	0.00	620,000.00	0.00	0.00	620,000.00	0.00	620,000.00	0.00	0.00
Personnel Benefit Contributions		2,164,000.00	0.00	2,164,000.00	2,164,000.00	0.00	0.00	0.00	2,164,000.00	447,989.96	427,851.32	482,527.18	0.00	1,358,368.46	447,989.96	427,851.32	482,527.18	0.00	1,358,368.46	0.00	805,631.54	0.00	0.00
Pag-IBIG Contributions	5010302000	148,000.00	0.00	148,000.00	148,000.00	0.00	0.00	0.00	148,000.00	36,000.00	38,400.00	37,100.00	0.00	111,500.00	36,000.00	38,400.00	37,100.00	0.00	111,500.00	0.00	36,500.00	0.00	0.00
Pag-IBIG - Civilian	5010302001	148,000.00	0.00	148,000.00	148,000.00	0.00	0.00	0.00	148,000.00	36,000.00	38,400.00	37,100.00	0.00	111,500.00	36,000.00	38,400.00	37,100.00	0.00	111,500.00	0.00	36,500.00	0.00	0.00
PhilHealth Contributions	5010303000	1,868,000.00	0.00	1,868,000.00	1,868,000.00	0.00	0.00	0.00	1,868,000.00	375,789.96	389,451.32	407,427.18	0.00	1,172,668.46	375,789.96	389,451.32	407,427.18	0.00	1,172,668.46	0.00	695,331.54	0.00	0.00
PhilHealth - Civilian	5010303001	1,868,000.00	0.00	1,868,000.00	1,868,000.00	0.00	0.00	0.00	1,868,000.00	375,789.96	389,451.32	407,427.18	0.00	1,172,668.46	375,789.96	389,451.32	407,427.18	0.00	1,172,668.46	0.00	695,331.54	0.00	0.00
Employees Compensation Insurance Premiums	5010304000	148,000.00	0.00	148,000.00	148,000.00	0.00	0.00	0.00	148,000.00	36,200.00</													

Department : Department of Justice (DOJ)
 Agency/Entity : Office of the Government Corporate Counsel
 Operating Unit : < not applicable >
 Organization Code (UACS) : 15 006 0000000
 Fund Cluster : 01 - Regular Agency Fund

X Current Year Appropriations
 Supplemental Appropriations
 Continuing Appropriations

(e.g. UACS Fund Cluster: 01-Regular Agency Fund, 02-Foreign Assisted Projects Fund, 03-Special Account-Locally Funded/Domestic Grants Fund, and 04-Special Account-Foreign Assisted/Foreign Grants Fund)

Particulars	UACS CODE	Appropriations					Allotments				Obligations				Disbursements				Balances					
		Authorized Appropriations	Adjustments (Transfer To/From, Modifications, Augmentations)	Adjusted Appropriations	Allotments Received	Adjustments (Reductions, Modifications, Augmentations)	Transfer To	Transfer From	Adjusted Allotments	1st Quarter Ending March 31	2nd Quarter Ending June 30	3rd Quarter Ending September 30	4th Quarter Ending December 31	Total	1st Quarter Ending March 31	2nd Quarter Ending June 30	3rd Quarter Ending September 30	4th Quarter Ending December 31	Total	Unreleased Appropriations	Unobligated Allotments	Unpaid Obligations (15-20)=(23+24)		
1	2	3	4	5=(3-4)	6	7	8	9	10=(8+(-)7)-8-9	11	12	13	14	15=(11+12+13+14)	16	17	18	19	20=(16+17+18+19)	21=(5-10)	22=(10-15)	23	24	
Office Equipment	5060405002	0.00	750,000.00	750,000.00	0.00	750,000.00	0.00	0.00	750,000.00	0.00	0.00	0.00	0.00	0.00	0.00	0.00	0.00	0.00	0.00	0.00	750,000.00	0.00	0.00	0.00
Information and Communication Technology Equipment	5060405003	7,030,000.00	0.00	7,030,000.00	7,030,000.00	0.00	0.00	0.00	7,030,000.00	423,800.00	4,618,733.00	0.00	0.00	5,042,533.00	423,800.00	4,618,733.00	0.00	0.00	5,042,533.00	0.00	1,987,467.00	0.00	0.00	0.00
Transportation Equipment Outlay	5060406000	0.00	4,550,000.00	4,550,000.00	0.00	4,550,000.00	0.00	0.00	4,550,000.00	0.00	0.00	0.00	0.00	0.00	0.00	0.00	0.00	0.00	0.00	0.00	4,550,000.00	0.00	0.00	0.00
Motor Vehicles	5060406001	0.00	4,550,000.00	4,550,000.00	0.00	4,550,000.00	0.00	0.00	4,550,000.00	0.00	0.00	0.00	0.00	0.00	0.00	0.00	0.00	0.00	0.00	0.00	4,550,000.00	0.00	0.00	0.00
Furniture, Fixtures and Books Outlay	5060407000	0.00	4,700,000.00	4,700,000.00	0.00	4,700,000.00	0.00	0.00	4,700,000.00	0.00	0.00	0.00	0.00	0.00	0.00	0.00	0.00	0.00	0.00	0.00	4,700,000.00	0.00	0.00	0.00
Furniture and Fixtures	5060407001	0.00	4,700,000.00	4,700,000.00	0.00	4,700,000.00	0.00	0.00	4,700,000.00	0.00	0.00	0.00	0.00	0.00	0.00	0.00	0.00	0.00	0.00	0.00	4,700,000.00	0.00	0.00	0.00
B. AUTOMATIC APPROPRIATIONS		9,937,000.00	0.00	9,937,000.00	9,937,000.00	0.00	0.00	0.00	9,937,000.00	2,367,806.17	2,817,530.58	2,843,197.45	0.00	7,628,634.18	2,367,806.17	2,817,530.58	2,843,197.45	0.00	7,628,634.18	0.00	2,308,285.82	0.00	0.00	0.00
Retirement and Life Insurance Premiums		9,937,000.00	0.00	9,937,000.00	9,937,000.00	0.00	0.00	0.00	9,937,000.00	2,367,806.17	2,817,530.58	2,843,197.45	0.00	7,628,634.18	2,367,806.17	2,817,530.58	2,843,197.45	0.00	7,628,634.18	0.00	2,308,285.82	0.00	0.00	0.00
C. SPECIAL PURPOSE FUNDS		0.00	38,245,843.00	38,245,843.00	0.00	38,245,843.00	0.00	0.00	38,245,843.00	2,850,701.54	8,204,808.50	26,251,409.56	0.00	38,108,720.60	2,650,701.54	8,204,808.50	14,697,280.58	0.00	28,562,671.60	0.00	138,122.40	0.00	11,554,149.00	0.00
Miscellaneous Personnel Benefits Fund		0.00	4,094,320.00	4,094,320.00	0.00	4,094,320.00	0.00	0.00	4,094,320.00	0.00	3,955,198.45	0.00	0.00	3,955,198.45	0.00	3,955,198.45	0.00	0.00	0.00	0.00	138,122.55	0.00	0.00	0.00
Other Compensation	5010200000	0.00	4,094,320.00	4,094,320.00	0.00	4,094,320.00	0.00	0.00	4,094,320.00	0.00	3,955,198.45	0.00	0.00	3,955,198.45	0.00	3,955,198.45	0.00	0.00	0.00	0.00	138,122.55	0.00	0.00	0.00
Other Bonuses and Allowances		0.00	4,094,320.00	4,094,320.00	0.00	4,094,320.00	0.00	0.00	4,094,320.00	0.00	3,955,198.45	0.00	0.00	3,955,198.45	0.00	3,955,198.45	0.00	0.00	0.00	0.00	138,122.55	0.00	0.00	0.00
Performance Based Bonus - Civilian	5010299014	0.00	4,094,320.00	4,094,320.00	0.00	4,094,320.00	0.00	0.00	4,094,320.00	0.00	3,955,198.45	0.00	0.00	3,955,198.45	0.00	3,955,198.45	0.00	0.00	0.00	0.00	138,122.55	0.00	0.00	0.00
Pension and Gratuity Fund		0.00	34,151,623.00	34,151,623.00	0.00	34,151,623.00	0.00	0.00	34,151,623.00	2,850,701.54	5,249,411.05	26,251,409.56	0.00	34,151,622.16	2,650,701.54	5,249,411.05	14,697,280.58	0.00	22,697,373.15	0.00	0.85	0.00	11,554,149.00	0.00
Other Personnel Benefits	5010400000	0.00	34,151,623.00	34,151,623.00	0.00	34,151,623.00	0.00	0.00	34,151,623.00	2,850,701.54	5,249,411.05	26,251,409.56	0.00	34,151,622.16	2,650,701.54	5,249,411.05	14,697,280.58	0.00	22,697,373.15	0.00	0.85	0.00	11,554,149.00	0.00
Terminal Leave Benefits		0.00	34,151,623.00	34,151,623.00	0.00	34,151,623.00	0.00	0.00	34,151,623.00	2,850,701.54	5,249,411.05	26,251,409.56	0.00	34,151,622.16	2,650,701.54	5,249,411.05	14,697,280.58	0.00	22,697,373.15	0.00	0.85	0.00	11,554,149.00	0.00
Pension Benefits - Civilian	5010401001	0.00	7,952,106.00	7,952,106.00	0.00	7,952,106.00	0.00	0.00	7,952,106.00	2,650,701.54	2,650,701.54	2,650,702.56	0.00	7,952,106.44	2,650,701.54	2,650,701.54	2,650,702.56	0.00	7,952,106.44	0.00	0.56	0.00	0.00	0.00
Retirement Gratuity - Civilian	5010402001	0.00	22,915,749.00	22,915,749.00	0.00	22,915,749.00	0.00	0.00	22,915,749.00	0.00	0.00	22,915,749.20	0.00	22,915,749.20	0.00	0.00	12,046,558.20	0.00	12,046,558.20	0.00	(0.20)	0.00	10,869,191.00	0.00
Terminal Leave Benefits - Civilian	5010403001	0.00	3,283,668.00	3,283,668.00	0.00	3,283,668.00	0.00	0.00	3,283,668.00	0.00	2,598,700.51	684,958.00	0.00	2,598,697.51	0.00	2,598,700.51	0.00	0.00	2,598,700.51	0.00	0.40	0.00	694,958.00	0.00
GRAND TOTAL		238,802,000.00	38,245,843.00	277,147,843.00	238,902,000.00	38,245,843.00	0.00	0.00	277,147,843.00	46,361,840.09	74,340,530.36	75,051,729.28	0.00	196,754,199.82	46,337,471.32	74,340,530.35	83,622,049.15	0.00	184,000,650.82	0.00	81,395,843.18	0.00	11,554,149.00	0.00

Certified Correct:
 MARI VICI SISON
 Administrative Officer II
 Date: October 22, 2023 03:35 PM

Certified Correct:
 RYAN JOSEPH C. RODRIGUEZ
 Supervising Administrative Officer
 Date: October 22, 2023 03:35 PM

Recommending Approval By:
 JOSE MARIE C. CAPILI
 Assistant Government Corporate Counsel
 Date: October 22, 2023 03:36 PM

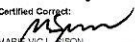
Approved By:
 ROSELIO V. CEVEDO
 Government Corporate Counsel
 Date: October 22, 2023 03:37 PM

SUMMARY OF APPROPRIATIONS, ALLOTMENTS, OBLIGATIONS, DISBURSEMENTS AND BALANCES BY OBJECT OF EXPENDITURES
As at the Quarter Ending September 30, 2023

Department : Department of Justice (DOJ)
 Agency/Entity : Office of the Government Corporate Counsel
 Operating Unit : < not applicable >
 Organization Code (UACS) : 15 006 0000000
 Fund Cluster : 01 - Regular Agency Fund
 (e.g. UACS Fund Cluster: 01-Regular Agency Fund, 02-Foreign Assisted Projects Fund, 03-Special Account-Locally Funded/Domestic Grants Fund, and 04-Special Account-Foreign Assisted/Foreign Grants Fund)

	Current Year Appropriations
	Supplemental Appropriations
X	Continuing Appropriations

Particulars	UACS CODE	Appropriations			Allotments			Obligations				Disbursements				Balances							
		Authorized Appropriations	Adjustments (Transfer To/From, Modifications/ Augmentations)	Adjusted Appropriations	Allotments Received	Adjustments (Reductions, Modifications/ Augmentations)	Transfer To	Transfer From	Adjusted Allotments	1st Quarter Ending March 31	2nd Quarter Ending June 30	3rd Quarter Ending September 30	4th Quarter Ending December 31	Total	1st Quarter Ending March 31	2nd Quarter Ending June 30	3rd Quarter Ending September 30	4th Quarter Ending December 31	Total	Unreleased Appropriations	Unobligated Allotments	Unpaid Obligations (15-20)=(23+24)	
1	2	3	4	5=(3+4)	6	7	8	9	10=[(8+)-(7)-9]	11	12	13	14	15=(11+12+13+14)	16	17	18	19	20=(16+17+18+19)	21=(5-10)	22=(10-15)	23	24
SUMMARY		1,252,891.74	0.00	1,252,891.74	1,252,891.74	0.00	0.00	0.00	1,252,891.74	313,197.19	137,600.00	662,694.82	0.00	1,113,492.01	313,197.19	137,600.00	662,694.82	0.00	1,113,492.01	0.00	139,399.73	0.00	0.00
AGENCY SPECIFIC BUDGET		1,252,891.74	0.00	1,252,891.74	1,252,891.74	0.00	0.00	0.00	1,252,891.74	313,197.19	137,600.00	662,694.82	0.00	1,113,492.01	313,197.19	137,600.00	662,694.82	0.00	1,113,492.01	0.00	139,399.73	0.00	0.00
Maintenance and Other Operating Expenses		824,143.72	0.00	824,143.72	824,143.72	0.00	0.00	0.00	824,143.72	313,197.19	32,800.00	410,722.82	0.00	766,820.01	313,197.19	32,800.00	410,722.82	0.00	766,820.01	0.00	67,823.71	0.00	0.00
Training and Scholarship Expenses		545,673.39	0.00	545,673.39	545,673.39	0.00	0.00	0.00	545,673.39	80,327.20	0.00	459,672.80	0.00	540,000.00	80,327.20	0.00	459,672.80	0.00	540,000.00	0.00	5,673.39	0.00	0.00
Training Expenses	5020201000	545,673.39	0.00	545,673.39	545,673.39	0.00	0.00	0.00	545,673.39	80,327.20	0.00	459,672.80	0.00	540,000.00	80,327.20	0.00	459,672.80	0.00	540,000.00	0.00	5,673.39	0.00	0.00
Training Expenses	5020201002	545,673.39	0.00	545,673.39	545,673.39	0.00	0.00	0.00	545,673.39	80,327.20	0.00	459,672.80	0.00	540,000.00	80,327.20	0.00	459,672.80	0.00	540,000.00	0.00	5,673.39	0.00	0.00
Communication Expenses		0.00	0.00	0.00	0.00	0.00	0.00	0.00	0.00	137,200.00	0.00	(137,200.00)	0.00	0.00	137,200.00	0.00	(137,200.00)	0.00	0.00	0.00	0.00	0.00	0.00
Telephone Expenses	5020502000	0.00	0.00	0.00	0.00	0.00	0.00	0.00	0.00	137,200.00	0.00	(137,200.00)	0.00	0.00	137,200.00	0.00	(137,200.00)	0.00	0.00	0.00	0.00	0.00	0.00
Mobile	5020502001	0.00	0.00	0.00	0.00	0.00	0.00	0.00	0.00	137,200.00	0.00	(137,200.00)	0.00	0.00	137,200.00	0.00	(137,200.00)	0.00	0.00	0.00	0.00	0.00	0.00
Other Maintenance and Operating Expenses		278,470.33	0.00	278,470.33	278,470.33	0.00	0.00	0.00	278,470.33	66,669.99	32,800.00	88,250.02	0.00	216,820.01	66,669.99	32,800.00	88,250.02	0.00	216,820.01	0.00	61,950.32	0.00	0.00
Representation Expenses	5029903000	278,470.33	0.00	278,470.33	278,470.33	0.00	0.00	0.00	278,470.33	66,669.99	32,800.00	88,250.02	0.00	216,820.01	66,669.99	32,800.00	88,250.02	0.00	216,820.01	0.00	61,950.32	0.00	0.00
Capital Outlays		428,748.02	0.00	428,748.02	428,748.02	0.00	0.00	0.00	428,748.02	0.00	105,000.00	251,972.00	0.00	356,972.00	0.00	105,000.00	251,972.00	0.00	356,972.00	0.00	71,776.02	0.00	0.00
Property, Plant and Equipment Outlay		428,748.02	0.00	428,748.02	428,748.02	0.00	0.00	0.00	428,748.02	0.00	105,000.00	251,972.00	0.00	356,972.00	0.00	105,000.00	251,972.00	0.00	356,972.00	0.00	71,776.02	0.00	0.00
Machinery and Equipment Outlay	5060405000	428,748.02	0.00	428,748.02	428,748.02	0.00	0.00	0.00	428,748.02	0.00	105,000.00	251,972.00	0.00	356,972.00	0.00	105,000.00	251,972.00	0.00	356,972.00	0.00	71,776.02	0.00	0.00
Information and Communication Technology	5060405003	428,748.02	0.00	428,748.02	428,748.02	0.00	0.00	0.00	428,748.02	0.00	105,000.00	251,972.00	0.00	356,972.00	0.00	105,000.00	251,972.00	0.00	356,972.00	0.00	71,776.02	0.00	0.00
GRAND TOTAL		1,252,891.74	0.00	1,252,891.74	1,252,891.74	0.00	0.00	0.00	1,252,891.74	313,197.19	137,600.00	662,694.82	0.00	1,113,492.01	313,197.19	137,600.00	662,694.82	0.00	1,113,492.01	0.00	139,399.73	0.00	0.00

Certified Correct:

 MARY VICKI L. WILSON
 Administrative Officer II
 Date: October 22, 2023 03:35 PM

Certified Correct:

 RYAN JOSEPH O. RODRIGUEZ
 Supervising Administrative Officer
 Date: October 22, 2023 03:35 PM

Reviewed and Approved By:

 JOSE MARIE C. CAPILI
 Assistant Government Corporate Counsel
 Date: October 22, 2023 03:36 PM

Approved By:

 ROGELIO V. QUEVEDO
 Government Corporate Counsel
 Date: October 22, 2023 03:37 PM

List of Allotments and Sub-Allotments
As at the Quarter Ending September 30, 2023

Department : Department of Justice (DOJ)
 Agency/Entity : Office of the Government Corporate Counsel
 Operating Unit : < not applicable >
 Organization Code (UACS) : 15 006 0000000
 Fund Cluster : 01 - Regular Agency Fund

X Current Year Appropriations
 Supplemental Appropriations
 Continuing Appropriations

(e.g. UACS Fund Cluster: 01-Regular Agency Fund, 02-Foreign Assisted Projects Fund, 03-Special Account-Locally Funded/Domestic Grants Fund, and 04-Special Account-Foreign Assisted/Foreign Grants Fund)


No.	Allotments/Sub-Allotments Reference			Funding Source	Allotments/Sub-Allotments received from CO/ROs/DUs					Sub-Allotments to ROs/DUs				Total Allotments/Net of Sub-allotments						
	Number	Date	Description		UACS CODE	PS	MOOE	FinEx	CO	Sub-Total	PS	MOOE	FinEx	CO	Total	PS	MOOE	FinEx	CO	Total
1	2	3	4	5	6	7	8	9	10=(6+7+8+9)	11	12	13	14	15=(11+12+13+14)	16=(6+11)	17=(7+12)	18=(8+13)	19=(9+14)	20=(16+17+18+19)	
A. Allotments received from DBM																				
1	GAA Items released through GAA as Allotment Order per Annex A of NBC No. 590	2023-01-03	Specific Budgets of National Government Agencies	101101	166,415,000.00	55,520,000.00	0.00	7,030,000.00	228,965,000.00	0.00	0.00	0.00	0.00	0.00	166,415,000.00	55,520,000.00	0.00	7,030,000.00	228,965,000.00	
2	Items For Release through GARO per Annex C of NBC No. 590	2023-01-11	Retirement and Life Insurance Premiums	104102	9,937,000.00	0.00	0.00	0.00	9,937,000.00	0.00	0.00	0.00	0.00	0.00	9,937,000.00	0.00	0.00	0.00	9,937,000.00	
3	SARO-BMB-D-23-0012650	2023-01-17	Pension and Gratuity Fund	101407	2,650,702.00	0.00	0.00	0.00	2,650,702.00	0.00	0.00	0.00	0.00	0.00	2,650,702.00	0.00	0.00	0.00	2,650,702.00	
4	SARO-BMB-D-23-0015376	2023-03-29	Pension and Gratuity Fund	101407	2,650,702.00	0.00	0.00	0.00	2,650,702.00	0.00	0.00	0.00	0.00	0.00	2,650,702.00	0.00	0.00	0.00	2,650,702.00	
5	SARO-BMB-D-23-0016407	2023-05-02	Miscellaneous Personnel Benefits Fund	101406	4,094,320.00	0.00	0.00	0.00	4,094,320.00	0.00	0.00	0.00	0.00	0.00	4,094,320.00	0.00	0.00	0.00	4,094,320.00	
6	SARO-BMB-D-23-0016953	2023-05-12	Specific Budgets of National Government Agencies	101101	0.00	(10,000,000.00)	0.00	10,000,000.00	0.00	0.00	0.00	0.00	0.00	0.00	0.00	110,000,000.00	0.00	0.00	10,000,000.00	0.00
7	SARO-BMB-D-23-0016993	2023-06-27	Pension and Gratuity Fund	101407	2,650,702.00	0.00	0.00	0.00	2,650,702.00	0.00	0.00	0.00	0.00	0.00	2,650,702.00	0.00	0.00	0.00	2,650,702.00	
8	SARO-BMB-D-23-0019129	2023-08-30	Pension and Gratuity Fund	101407	14,645,268.00	0.00	0.00	0.00	14,645,268.00	0.00	0.00	0.00	0.00	0.00	14,645,268.00	0.00	0.00	0.00	14,645,268.00	
9	SARO-BMB-D-23-0023750	2023-09-22	Pension and Gratuity Fund	101407	11,554,149.00	0.00	0.00	0.00	11,554,149.00	0.00	0.00	0.00	0.00	0.00	11,554,149.00	0.00	0.00	0.00	11,554,149.00	
Sub-Total					214,597,843.00	45,520,000.00	0.00	17,030,000.00	277,147,843.00	0.00	0.00	0.00	0.00	0.00	214,597,843.00	45,520,000.00	0.00	17,030,000.00	277,147,843.00	
Total Allotments																				
Summary by Funding Source Code:																				
			Specific Budgets of National Government Agencies	101101	166,415,000.00	45,520,000.00	0.00	17,030,000.00	228,965,000.00	0.00	0.00	0.00	0.00	0.00	166,415,000.00	45,520,000.00	0.00	17,030,000.00	228,965,000.00	
			Miscellaneous Personnel Benefits Fund	101406	4,094,320.00	0.00	0.00	0.00	4,094,320.00	0.00	0.00	0.00	0.00	0.00	4,094,320.00	0.00	0.00	0.00	4,094,320.00	
			Pension and Gratuity Fund	101407	34,151,523.00	0.00	0.00	0.00	34,151,523.00	0.00	0.00	0.00	0.00	0.00	34,151,523.00	0.00	0.00	0.00	34,151,523.00	
			Retirement and Life Insurance Premiums	104102	9,937,000.00	0.00	0.00	0.00	9,937,000.00	0.00	0.00	0.00	0.00	0.00	9,937,000.00	0.00	0.00	0.00	9,937,000.00	

Certified Correct:

 MARIE VIC L. SISON
 Budget Officer I
 Date: October 22, 2023 02:59 PM

Certified Correct:

 RYAN JOSEPH C. BODEGUS
 Supervising Administrative Officer
 Date: October 23, 2023 02:59 PM

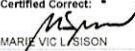


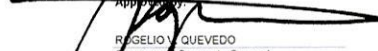
Certified Correct:

 ROSE MARIE C. CAPILI
 Assistant Government Corporate Counsel
 Date: October 22, 2023 03:17 PM

Approved:

 ROGELIO V. QUIJEDO
 Government Corporate Counsel
 Date: October 22, 2023 03:58 PM

STATEMENT OF APPROVED BUDGET, UTILIZATIONS, DISBURSEMENTS AND BALANCES
(For Off-Budgetary Funds)
As at the Quarter Ending September 30, 2023

Department : Department of Justice (DOJ)
 Agency/Entity : Office of the Government Corporate Counsel
 Operating Unit : < not applicable >
 Organization Code (UACS) : 15 006 0000000
 Fund Cluster : 05 - Internally Generated Funds
 (e.g. UACS Fund Cluster: 05-Internally Generated Funds and 06-Business Related Funds)


Particulars	UACS CODE	Approved Budgeted Revenue	Approved Budget		Utilizations					Disbursements			Balances				
			Adjustments (Reductions, Modifications/ Augmentations)	Adjusted Budgeted Revenue	1st Quarter Ending March 31	2nd Quarter Ending June 30	3rd Quarter Ending September 30	4th Quarter Ending December 31	Total	1st Quarter Ending March 31	2nd Quarter Ending June 30	3rd Quarter Ending September 30	4th Quarter Ending December 31	Total	Unutilized Budget	Unpaid Obligations (10-15)=(17+18)	
1	2	3	4	5=[3+(-)4]	6	7	8	9	10=(6+7+8+9)	11	12	13	14	15=(11+12+13+14)	16=(5-10)	17	18
Certified Correct: *  MARIE VIC L. SISON Administrative Officer II Date: October 22, 2023 03:00 PM			Certified Correct:  RYAN JOSEPH C. RODRIGUEZ Supervising Administrative Officer Date: October 22, 2023 03:00 PM		Recommending Approval By:  JOSE MARIE C. CAPILI Assistant Government Corporate Counsel Date:					 ROGELIO V. QUEVEDO Government Corporate Counsel Date: October 22, 2023 03:38 PM							

SUMMARY OF APPROVED BUDGET, UTILIZATIONS, DISBURSEMENTS AND BALANCES BY OBJECT OF EXPENDITURES
 (For Off-Budgetary Funds)
 As at the Quarter Ending September 30, 2023


Department : Department of Justice (DOJ)
 Agency/Entity : Office of the Government Corporate Counsel
 Operating Unit : < not applicable >
 Organization Code (UACS) : 15 006 0000000
 Fund Cluster : 05 - Internally Generated Funds
 (e.g. UACS Fund Cluster: 05-Internally Generated Funds and 06-Business Related Funds)

Particulars	UACS CODE	Approved Budgeted Revenue	Approved Budget		Utilizations				Total	Disbursements				Balances			
			Adjustments (Reductions, Modifications/ Augmentations)	Adjusted Budgeted Revenue	1st Quarter Ending March 31	2nd Quarter Ending June 30	3rd Quarter Ending September 30	4th Quarter Ending December 31		1st Quarter Ending March 31	2nd Quarter Ending June 30	3rd Quarter Ending September 30	4th Quarter Ending December 31	Total	Unutilized Budget	Unpaid Obligations (10-15)=(17+18)	
1	2	3	4	5=(3+(-)4)	6	7	8	9	10=(6+7+8+9)	11	12	13	14	15=(11+12+13+14)	16=(5-10)	17	18

Certified Correct: 
 MARIEVIC L. SISON
 ADMINISTRATIVE OFFICER
 Date: _____

Certified Correct: 
 RYAN JOSEPH C. RODRIGUEZ
 SUPERVISING ADMINISTRATIVE OFFICER
 Date: _____


Recommending Approval By: 
 JOSE MARIE C. CAPILI
 ASSISTANT GOVERNMENT CORPORATE COUNSEL
 Date: _____

Approved By: 
 ROGELIO V. QUEVEDO
 GOVERNMENT CORPORATE COUNSEL
 Date: October 22, 2023 03:39 PM

AGING OF UNPAID OBLIGATIONS
As at December 31, 2023


Department :Department of Justice (DOJ)
 Agency/Entity :Office of the Government Corporate Counsel
 Operating Unit :< not applicable >
 Organization Code (UACS) :15 006 0000000
 Fund Cluster :01 - Regular Agency Fund


Name of Creditors	Obligation Request and Status			AGING OF UNPAID OBLIGATIONS							Remarks
	Number	Date	Amount	Amount	90 days & below	91 to 180 days	181 to 270 days	271 to 365/366 days	More than 1 year but less than 2 years	More than 2 years	
1	2	3	4	5=(6+7+8+9+10+11)	6	7	8	9	10	11	12
GRAND TOTAL			0.00	0.00	0.00	0.00	0.00	0.00	0.00	0.00	0.00

Certified Correct:

 MARIE VIC L. SISON
 Administrative Officer II
 Date:

Certified Correct:

 EMIL CHRISTIAN V. RAGASA
 Accountant III
 Date:

Recommending Approval By:

 BRYAN JOSEPH C. RODRIGUEZ
 Supervising Administrative Officer
 Date:

Approved By:

 ROSELIO QUEVEDO
 Government Corporate Counsel
 Date:

MONTHLY REPORT OF DISBURSEMENTS
For the month of July 2023

Department : Department of Justice (DOJ)
Agency/Entity : Office of the Government Corporate Counsel
Operating Unit : < not applicable >
Organization Code (UACS) : 15 006 000000
Fund Cluster : 01 - Regular Agency Fund

Table with columns for Particulars, Current Year Budget, Prior Year's Budget, Current Year's Accounts Payable, Prior Year's Accounts Payable, Trust Liabilities, and Grand Total. Includes rows for CASH DISBURSEMENTS, NON-CASH DISBURSEMENTS, and GRAND TOTAL.

SUMMARY table with columns: Particulars, Previous Report, This Month, As at Date. Includes rows for Total Disbursement Authorities Received, Less: Notice of Transfer of Allocations (NTA) issued, Total Disbursement Authorities Available, Less: Lapsed NCA, Disbursements, Less: Other Non-Cash Disbursements, Balance of Disbursement Authorities as at date, Total Disbursements Program, Less: Actual Disbursements.

Certified Correct
MARILYN BISCO
Administrative Officer I
Date: September 5, 2023 02:31 PM

Reconciling Approval
FRAN JOSEPHINE SANCHEZ
Supervising Accounting Officer
Date: September 5, 2023 02:33 PM

Approved By
FRANJOY QUINTO
Government Corporate Counsel
Date: September 5, 2023 02:37 PM

MONTHLY REPORT OF DISBURSEMENTS
For the month of August 2023

Department : Department of Justice (DOJ)
 Agency/Entity : Office of the Government Corporate Counsel
 Operating Unit : < not applicable >
 Organization Code (UACS) : 15 005 000000
 Fund Cluster : 01 - Regular Agency Fund

Particulars	Current Year Budget					Prior Year's Budget										Current Year's Accounts Payable					Trust Liabilities					Grand Total					Remarks
	PS	MOOE	FinEx	CO	TOTAL	PS	MOOE	FinEx	CO	Sub-Total	PS	MOOE	FinEx	CO	Sub-Total	TOTAL	SUB-TOTAL	PS	MOOE	CO	TOTAL	PS	MOOE	FinEx	CO	TOTAL					
1	2	3	4	5	6=(2+3+4+5)	7	8	9	10	11=(7+8+9+10)	12	13	14	15	16=(12+13+14+15)	17=(11+16)	18=(6+17)	19	20	21	22=(19+20+21)	23	24	25	26	27=(23+24+25+26)	28				
CASH DISBURSEMENTS	14,318,450.77	2,890,923.03	0.00	0.00	17,209,373.80	0.00	0.00	0.00	0.00	0.00	0.00	0.00	0.00	0.00	0.00	0.00	17,209,373.80	0.00	0.00	0.00	0.00	14,318,450.77	2,890,923.03	0.00	0.00	17,209,373.80	28				
Notice of Cash Allocation (NCA)	14,318,450.77	2,890,923.03	0.00	0.00	17,209,373.80	0.00	0.00	0.00	0.00	0.00	0.00	0.00	0.00	0.00	0.00	0.00	17,209,373.80	0.00	0.00	0.00	0.00	14,318,450.77	2,890,923.03	0.00	0.00	17,209,373.80					
MDS Checks Issued	3,314,255.33	2,631,261.70	0.00	0.00	5,945,517.03	0.00	0.00	0.00	0.00	0.00	0.00	0.00	0.00	0.00	0.00	0.00	5,945,517.03	0.00	0.00	0.00	0.00	3,314,255.33	2,631,261.70	0.00	0.00	5,945,517.03					
Advice to Debit Account	11,004,195.44	259,661.33	0.00	0.00	11,263,856.77	0.00	0.00	0.00	0.00	0.00	0.00	0.00	0.00	0.00	0.00	0.00	11,263,856.77	0.00	0.00	0.00	0.00	11,004,195.44	259,661.33	0.00	0.00	11,263,856.77					
Notice of Transfer Allocations (NTA)	0.00	0.00	0.00	0.00	0.00	0.00	0.00	0.00	0.00	0.00	0.00	0.00	0.00	0.00	0.00	0.00	0.00	0.00	0.00	0.00	0.00	0.00	0.00	0.00	0.00	0.00	0.00	11,263,856.77			
MDS Checks Issued	0.00	0.00	0.00	0.00	0.00	0.00	0.00	0.00	0.00	0.00	0.00	0.00	0.00	0.00	0.00	0.00	0.00	0.00	0.00	0.00	0.00	0.00	0.00	0.00	0.00	0.00	0.00	0.00	0.00		
Advice to Debit Account	0.00	0.00	0.00	0.00	0.00	0.00	0.00	0.00	0.00	0.00	0.00	0.00	0.00	0.00	0.00	0.00	0.00	0.00	0.00	0.00	0.00	0.00	0.00	0.00	0.00	0.00	0.00	0.00	0.00		
Working Fund for PAs	0.00	0.00	0.00	0.00	0.00	0.00	0.00	0.00	0.00	0.00	0.00	0.00	0.00	0.00	0.00	0.00	0.00	0.00	0.00	0.00	0.00	0.00	0.00	0.00	0.00	0.00	0.00	0.00	0.00		
Cash Disbursement Ceiling (CDC)	0.00	0.00	0.00	0.00	0.00	0.00	0.00	0.00	0.00	0.00	0.00	0.00	0.00	0.00	0.00	0.00	0.00	0.00	0.00	0.00	0.00	0.00	0.00	0.00	0.00	0.00	0.00	0.00	0.00		
TOTAL CASH DISBURSEMENTS	14,318,450.77	2,890,923.03	0.00	0.00	17,209,373.80	0.00	0.00	0.00	0.00	0.00	0.00	0.00	0.00	0.00	0.00	0.00	17,209,373.80	0.00	0.00	0.00	0.00	14,318,450.77	2,890,923.03	0.00	0.00	17,209,373.80					
NON-CASH DISBURSEMENTS	1,504,279.78	154,840.60	0.00	0.00	1,659,120.38	0.00	0.00	0.00	0.00	0.00	0.00	0.00	0.00	0.00	0.00	0.00	1,659,120.38	0.00	0.00	0.00	0.00	1,504,279.78	154,840.60	0.00	0.00	1,659,120.38					
Tax Remittance Advances Issued (TRA)	1,504,279.78	154,840.60	0.00	0.00	1,659,120.38	0.00	0.00	0.00	0.00	0.00	0.00	0.00	0.00	0.00	0.00	0.00	1,659,120.38	0.00	0.00	0.00	0.00	1,504,279.78	154,840.60	0.00	0.00	1,659,120.38					
Non-Cash Availment Authority (NCAA)	0.00	0.00	0.00	0.00	0.00	0.00	0.00	0.00	0.00	0.00	0.00	0.00	0.00	0.00	0.00	0.00	0.00	0.00	0.00	0.00	0.00	0.00	0.00	0.00	0.00	0.00	0.00	0.00	0.00		
Disbursements effected through outright deductions from claims (please specify)	0.00	0.00	0.00	0.00	0.00	0.00	0.00	0.00	0.00	0.00	0.00	0.00	0.00	0.00	0.00	0.00	0.00	0.00	0.00	0.00	0.00	0.00	0.00	0.00	0.00	0.00	0.00	0.00	0.00		
Overpayment of expenses (e.g. personnel benefits)	0.00	0.00	0.00	0.00	0.00	0.00	0.00	0.00	0.00	0.00	0.00	0.00	0.00	0.00	0.00	0.00	0.00	0.00	0.00	0.00	0.00	0.00	0.00	0.00	0.00	0.00	0.00	0.00	0.00		
Restitution for loss of government property	0.00	0.00	0.00	0.00	0.00	0.00	0.00	0.00	0.00	0.00	0.00	0.00	0.00	0.00	0.00	0.00	0.00	0.00	0.00	0.00	0.00	0.00	0.00	0.00	0.00	0.00	0.00	0.00	0.00		
Liquidated damages and similar claims	0.00	0.00	0.00	0.00	0.00	0.00	0.00	0.00	0.00	0.00	0.00	0.00	0.00	0.00	0.00	0.00	0.00	0.00	0.00	0.00	0.00	0.00	0.00	0.00	0.00	0.00	0.00	0.00	0.00		
Others (TEF, BTR, Documentary Stamp Tax, etc.)	0.00	0.00	0.00	0.00	0.00	0.00	0.00	0.00	0.00	0.00	0.00	0.00	0.00	0.00	0.00	0.00	0.00	0.00	0.00	0.00	0.00	0.00	0.00	0.00	0.00	0.00	0.00	0.00	0.00		
TOTAL NON-CASH DISBURSEMENTS	1,504,279.78	154,840.60	0.00	0.00	1,659,120.38	0.00	0.00	0.00	0.00	0.00	0.00	0.00	0.00	0.00	0.00	0.00	1,659,120.38	0.00	0.00	0.00	0.00	1,504,279.78	154,840.60	0.00	0.00	1,659,120.38					
GRAND TOTAL	15,822,730.55	3,045,763.63	0.00	0.00	18,868,494.18	0.00	0.00	0.00	0.00	0.00	0.00	0.00	0.00	0.00	0.00	0.00	18,868,494.18	0.00	0.00	0.00	0.00	15,822,730.55	3,045,763.63	0.00	0.00	18,868,494.18					

SUMMARY

Particulars	Previous Report	This Month	As at Date
(1)	(2)	(3)	(4)
Total Disbursement Authorities Received	160,914,321.62	17,620,687.38	178,535,009.00
NCA	148,045,550.00	15,961,567.00	164,007,117.00
NTA	0.00	0.00	0.00
Working Fund	0.00	0.00	0.00
TRA	12,868,762.62	1,659,120.38	14,527,883.00
CDC	0.00	0.00	0.00
NCAA	0.00	0.00	0.00
Less: Notice of Transfer of Allocations (NTA) issued	0.00	0.00	0.00
Total Disbursement Authorities Available	160,914,321.62	17,620,687.38	178,535,009.00
Less:	0.00	0.00	0.00
Lapsed NCA	4,864,108.65	0.00	4,864,108.65
Disbursements	150,840,141.79	18,868,494.18	169,708,635.97
Less: Other Non-Cash Disbursements	0.00	0.00	0.00
Disbursements effected through outright deductions from claims	0.00	0.00	0.00
Overpayment of expenses (e.g. personnel benefits)	0.00	0.00	0.00
Restitution for loss of government property	0.00	0.00	0.00
Liquidated damages and similar claims	0.00	0.00	0.00
Others (e.g. TEF, BTR, Docs Stamp, etc.)	0.00	0.00	0.00
Add/less: Adjustments (e.g. cancelled/staled checks)	0.00	0.00	0.00
Balance of Disbursement Authorities as at date	5,210,071.18	(1,247,806.80)	3,962,264.38
Total Disbursements Program	150,840,141.79	18,868,494.18	169,708,635.97
Less: Actual Disbursements	150,840,141.79	18,868,494.18	169,708,635.97
(Over)/Under spending	0.00	0.00	0.00

Note: * The use of NTA is discouraged
 ** Amounts should tally with the grand total disbursement (column 27).

Certified Correct
 Director
 Administrative Office
 Date: September 14, 2023 03:46 PM

Recommended Approval
 Director
 Administrative Office
 Date: September 14, 2023 03:51 PM

Approved
 SOBELLO V. CORDERO
 Government Corporate Counsel
 Date: September 14, 2023 04:01 PM

MONTHLY REPORT OF DISBURSEMENTS
For the month of September 2023

Department : Department of Justice (DOJ)
 Agency/Entity : Office of the Government Corporate Counsel
 Operating Unit : < not applicable >
 Organization Code (UACS) : 15 006 0000000
 Fund Cluster : 01 - Regular Agency Fund

Particulars	Current Year Budget					Prior Year's Budget										Trust Liabilities					Grand Total					Remarks			
	PS	MOOE	FinEx	CO	TOTAL	PS	MOOE	FinEx	CO	Sub-Total	PS	MOOE	FinEx	CO	Sub-Total	TOTAL	SUB-TOTAL	PS	MOOE	CO	TOTAL	PS	MOOE	FinEx	CO		TOTAL		
	1	2	3	4	5	6=(2+3+4+5)	7	8	9	10	11=(7+8+9+10)	12	13	14	15	16=(12+13+14+15)	17=(11+16)	18=(8+17)	19	20	21	22=(19+20+21)	23	24	25		26	27=(23+24+25+26)	28
CASH DISBURSEMENTS	13,055,296.82	3,135,564.00	0.00	0.00	16,190,860.82	0.00	0.00	0.00	0.00	0.00	0.00	0.00	0.00	0.00	0.00	0.00	16,190,860.82	0.00	0.00	0.00	0.00	13,055,296.82	3,135,564.00	0.00	0.00	16,190,860.82			
Notice of Cash Allocation (NCA)	13,055,296.82	3,135,564.00	0.00	0.00	16,190,860.82	0.00	0.00	0.00	0.00	0.00	0.00	0.00	0.00	0.00	0.00	0.00	16,190,860.82	0.00	0.00	0.00	0.00	13,055,296.82	3,135,564.00	0.00	0.00	16,190,860.82			
MDG Checks Issued	3,862,490.09	2,749,374.30	0.00	0.00	6,611,864.39	0.00	0.00	0.00	0.00	0.00	0.00	0.00	0.00	0.00	0.00	0.00	6,611,864.39	0.00	0.00	0.00	0.00	3,862,490.09	2,749,374.30	0.00	0.00	6,611,864.39			
Advice to Debit Account	9,192,806.73	386,189.70	0.00	0.00	9,578,996.43	0.00	0.00	0.00	0.00	0.00	0.00	0.00	0.00	0.00	0.00	0.00	9,578,996.43	0.00	0.00	0.00	0.00	9,192,806.73	386,189.70	0.00	0.00	9,578,996.43			
Notice of Transfer Allocations (NTA)	0.00	0.00	0.00	0.00	0.00	0.00	0.00	0.00	0.00	0.00	0.00	0.00	0.00	0.00	0.00	0.00	0.00	0.00	0.00	0.00	0.00	0.00	0.00	0.00	0.00	0.00	0.00		
MDG Checks Issued	0.00	0.00	0.00	0.00	0.00	0.00	0.00	0.00	0.00	0.00	0.00	0.00	0.00	0.00	0.00	0.00	0.00	0.00	0.00	0.00	0.00	0.00	0.00	0.00	0.00	0.00	0.00	0.00	
Advice to Debit Account	0.00	0.00	0.00	0.00	0.00	0.00	0.00	0.00	0.00	0.00	0.00	0.00	0.00	0.00	0.00	0.00	0.00	0.00	0.00	0.00	0.00	0.00	0.00	0.00	0.00	0.00	0.00	0.00	
Working Fund for FAPs	0.00	0.00	0.00	0.00	0.00	0.00	0.00	0.00	0.00	0.00	0.00	0.00	0.00	0.00	0.00	0.00	0.00	0.00	0.00	0.00	0.00	0.00	0.00	0.00	0.00	0.00	0.00	0.00	
Cash Disbursement Ceiling (CDC)	0.00	0.00	0.00	0.00	0.00	0.00	0.00	0.00	0.00	0.00	0.00	0.00	0.00	0.00	0.00	0.00	0.00	0.00	0.00	0.00	0.00	0.00	0.00	0.00	0.00	0.00	0.00	0.00	
TOTAL CASH DISBURSEMENTS	13,055,296.82	3,135,564.00	0.00	0.00	16,190,860.82	0.00	0.00	0.00	0.00	0.00	0.00	0.00	0.00	0.00	0.00	0.00	16,190,860.82	0.00	0.00	0.00	0.00	13,055,296.82	3,135,564.00	0.00	0.00	16,190,860.82			
NON-CASH DISBURSEMENTS	1,750,243.08	215,209.49	0.00	0.00	1,965,452.57	0.00	0.00	0.00	0.00	0.00	0.00	0.00	0.00	0.00	0.00	0.00	1,965,452.57	0.00	0.00	0.00	0.00	1,750,243.08	215,209.49	0.00	0.00	1,965,452.57			
Tax Remittance Advances Issued (TRA)	1,750,243.08	215,209.49	0.00	0.00	1,965,452.57	0.00	0.00	0.00	0.00	0.00	0.00	0.00	0.00	0.00	0.00	0.00	1,965,452.57	0.00	0.00	0.00	0.00	1,750,243.08	215,209.49	0.00	0.00	1,965,452.57			
Non-Cash Advancement Authority (NCAA)	0.00	0.00	0.00	0.00	0.00	0.00	0.00	0.00	0.00	0.00	0.00	0.00	0.00	0.00	0.00	0.00	0.00	0.00	0.00	0.00	0.00	0.00	0.00	0.00	0.00	0.00	0.00	0.00	
Disbursements effected through outright deductions from claims (please specify)	0.00	0.00	0.00	0.00	0.00	0.00	0.00	0.00	0.00	0.00	0.00	0.00	0.00	0.00	0.00	0.00	0.00	0.00	0.00	0.00	0.00	0.00	0.00	0.00	0.00	0.00	0.00	0.00	
Overpayment of expenses(e.g. personnel benefits)	0.00	0.00	0.00	0.00	0.00	0.00	0.00	0.00	0.00	0.00	0.00	0.00	0.00	0.00	0.00	0.00	0.00	0.00	0.00	0.00	0.00	0.00	0.00	0.00	0.00	0.00	0.00	0.00	
Restitution for loss of government property	0.00	0.00	0.00	0.00	0.00	0.00	0.00	0.00	0.00	0.00	0.00	0.00	0.00	0.00	0.00	0.00	0.00	0.00	0.00	0.00	0.00	0.00	0.00	0.00	0.00	0.00	0.00	0.00	
Liquidated damages and similar claims	0.00	0.00	0.00	0.00	0.00	0.00	0.00	0.00	0.00	0.00	0.00	0.00	0.00	0.00	0.00	0.00	0.00	0.00	0.00	0.00	0.00	0.00	0.00	0.00	0.00	0.00	0.00	0.00	
Others (TEF, BT, Documentary Stamp Tax, etc.)	0.00	0.00	0.00	0.00	0.00	0.00	0.00	0.00	0.00	0.00	0.00	0.00	0.00	0.00	0.00	0.00	0.00	0.00	0.00	0.00	0.00	0.00	0.00	0.00	0.00	0.00	0.00	0.00	
TOTAL NON-CASH DISBURSEMENTS	1,750,243.08	215,209.49	0.00	0.00	1,965,452.57	0.00	0.00	0.00	0.00	0.00	0.00	0.00	0.00	0.00	0.00	0.00	1,965,452.57	0.00	0.00	0.00	0.00	1,750,243.08	215,209.49	0.00	0.00	1,965,452.57			
GRAND TOTAL	14,805,539.90	3,350,773.49	0.00	0.00	18,156,313.39	0.00	0.00	0.00	0.00	0.00	0.00	0.00	0.00	0.00	0.00	0.00	18,156,313.39	0.00	0.00	0.00	0.00	14,805,539.90	3,350,773.49	0.00	0.00	18,156,313.39			

SUMMARY

Particulars	Previous Report (P)	This Month (M)	As of Date (D)
Total Disbursement Authorities Received	178,535,009.00	17,926,020.57	196,461,029.57
NCA	164,007,126.00	15,960,568.00	179,967,694.00
NTA	0.00	0.00	0.00
Working Fund	0.00	0.00	0.00
TRA	14,527,883.00	1,965,452.57	16,493,335.57
CDC	0.00	0.00	0.00
NCAA	0.00	0.00	0.00
Less: Notice of Transfer of Allocations (NTA) issued	0.00	0.00	0.00
Total Disbursement Authorities Available	178,535,009.00	17,926,020.57	196,461,029.57
Less:	0.00	0.00	0.00
Lapsed NCA	4,864,108.65	0.00	4,864,108.65
Disbursements	169,708,625.97	18,156,313.39	187,864,949.36
Less: Other Non-Cash Disbursements	0.00	0.00	0.00
Disbursements effected through outright deductions from claims	0.00	0.00	0.00
Overpayment of expenses(e.g. personnel benefits)	0.00	0.00	0.00
Restitution for loss of government property	0.00	0.00	0.00
Liquidated damages and similar claims	0.00	0.00	0.00
Others (e.g. TEF, BT, Docs Stamp, etc.)	0.00	0.00	0.00
ADD: Less: Adjustments (e.g. cancelled/staled checks)	0.00	0.00	0.00
Balance of Disbursement Authorities as at date	3,962,264.38	(230,292.82)	3,731,971.56
Total Disbursements Program	169,708,625.97	18,156,313.39	187,864,949.36
Less: Actual Disbursements	169,708,625.97	18,156,313.39	187,864,949.36
(Over)/Under spending	0.00	0.00	0.00

Notes: * The use of NTA is discouraged
 Note: ** Amounts should tally with the grand total disbursement (column 27).

Certified Correct:
 MARIANNE M. MARIANNE
 Administrative Office II
 Date: October 11, 2023 09:50 AM

Recommending Approval:
 RYAN JOSEPH C. RODRIGUEZ
 Supervising Officer - Finance
 Date: October 11, 2023 09:51 AM

APPROVED:
 RYAN JOSEPH C. RODRIGUEZ
 Supervising Officer - Finance
 Date: October 11, 2023 09:53 AM

STATEMENT OF APPROVED BUDGET, UTILIZATIONS, DISBURSEMENTS AND BALANCES FOR TRUST RECEIPTS
(for Implementing Agency use only)
As at the Quarter Ending September 30, 2023


Department : Department of Justice (DOJ)
 Agency/Entity : Office of the Government Corporate Counsel
 Operating Unit : < not applicable >
 Organization Code (UACS) : 15 006 0000000
 Fund Cluster : 01 - Regular Agency Fund
 (e.g. UACS Fund Cluster: 05-Internally Generated Funds and 06-Business Related Funds)

Inter Agency Fund Transfer
 Grants and Donations (Less than 12 months)

Particulars	UACS CODE	Approved Budget			Utilizations					Total	Disbursements				Total	Unutilized Budget	Balances	
		Approved Budgeted Revenue	Adjustments (Reductions, Modifications/ Augmentations)	Adjusted Budgeted Revenue	1st Quarter Ending March 31	2nd Quarter Ending June 30	3rd Quarter Ending September 30	4th Quarter Ending December 31	1st Quarter Ending March 31		2nd Quarter Ending June 30	3rd Quarter Ending September 30	4th Quarter Ending December 31	Due and Demandable			Not Yet Due and Demandable	
1	2	3	4	5=(3+(-)4)	6	7	8	9	10=(6+7+8+9)	11	12	13	14	15=(11+12+13+14)	16=(5-10)	17	18	


Certified Correct:

 MARIE L. SISON
 Administrative Officer II
 Date: _____

Certified Correct:

 RYAN JOSEPH C. RODRIGUEZ
 Supervising Administrative Officer
 Date: _____

Recommending Approval By:

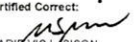
 JESSE L. GARCIA
 Assistant Government Corporate Counsel
 Date: _____


Approved By:

 ROGELIO A. JUEVERO
 Government Corporate Counsel
 Date: October 22, 2023 03:40 PM

QUARTERLY REPORT OF REVENUE AND OTHER RECEIPTS
As at the Quarter Ending September 30, 2023

Department : Department of Justice (DOJ)
 Agency/Entity : Office of the Government Corporate Counsel
 Operating Unit : < not applicable >
 Organization Code (UACS) : 15 006 0000000
 Fund Cluster : 01 - Regular Agency Fund


Classification/Sources of Revenue and Other Receipts	UACS CODE	REVENUE TARGET (Annual) per BESF	Actual Revenue and Other Receipts Collections					Cumulative Remittance/Deposits to Date			Variance		Remarks
			1st Quarter Ending March 31	2nd Quarter Ending June 30	3rd Quarter Ending September 30	4th Quarter Ending December 31	Total	Remittance to BTr	Deposited with AGDB	Total	Amount	%	
1	2	3	4	5	6	7	8=(4+5+6+7)	9	10	11=(9+10)	12=(8-3)	13=(12/3)	14

Certified Correct:

 MARIE VIC L. SISON
 Administrative Officer II
 Date: _____

Certified Correct:

 RYAN JOSEPH C. RODRIGUEZ
 Supervising Administrative Officer
 Date: _____

Recommending Approval By:

 JOSE O. CAPILI
 Assistant Government Corporate Counsel
 Date: _____

Approved By:

 ROGELIO V. QUEVEDO
 Government Corporate Counsel
 Date: October 22, 2023 03:40 PM