

STATEMENT OF APPROPRIATIONS, ALLOTMENTS, OBLIGATIONS, DISBURSEMENTS AND BALANCES
As at the Quarter Ending December 31, 2022

Department : Department of Justice (DOJ)
 Agency/Entity : Office of the Government Corporate Counsel
 Operating Unit : < not applicable >
 Organization Code (UACS) : 15 006 000000
 Fund Cluster : 01 Regular Agency Fund
 (e.g. UACS Fund Cluster: 01-Regular Agency Fund, 02-Foreign Assisted Projects Fund, 03-Special Account-Locally Funded/Domestic Grants Fund, and 04-Special Account-Foreign Assisted/Foreign Grants Fund)

X	Current Year Appropriations
	Supplemental Appropriations
	Continuing Appropriations

Particulars	UACS CODE	Appropriations		Allotments		Current Year Obligations					Current Year Disbursements					Balances							
		Authorized Appropriations	Adjustments (Transfer To/From, Modifications/ Augmentations)	Adjusted Appropriations	Allotments Received	Adjustments (Reductions, Modifications/ Augmentations)	Transfer To	Transfer From	Adjusted Total Allotments	1st Quarter Ending March 31	2nd Quarter Ending June 30	3rd Quarter Ending September 30	4th Quarter Ending December 31	TOTAL	1st Quarter Ending March 31	2nd Quarter Ending June 30	3rd Quarter Ending September 30	4th Quarter Ending December 31	TOTAL	Unreleased Appropriations	Unobligated Allotments	Unpaid Obligations(15-20)=(23+24)	
		3	4	5=(3+4)	6	7	8	9	10=(8+(-17)+9)	11	12	13	14	15=(11+12+13+14)	16	17	18	19	20=(16+17+18+19)	21	22	23	24
I. Agency Specific Budget		210,559,000.00	0.00	210,559,000.00	210,559,000.00	0.00	0.00	0.00	210,559,000.00	45,495,850.64	50,036,976.23	41,472,626.01	65,304,240.77	202,309,693.65	45,495,850.64	50,036,976.23	41,472,626.01	58,253,148.93	196,258,601.81	0.00	8,249,306.35	4,121,240.17	1,929,851.67
General Administration and Support	10000000000000	62,622,000.00	0.00	62,622,000.00	62,622,000.00	0.00	0.00	0.00	62,622,000.00	12,244,933.86	12,059,692.18	10,817,538.63	26,404,697.40	61,626,852.07	12,244,933.86	12,059,692.18	10,817,538.63	22,463,309.05	57,585,463.72	0.00	1,095,147.33	3,137,388.35	894,000.00
General Management and Supervision	10000010001000	55,037,000.00	0.00	55,037,000.00	55,037,000.00	0.00	0.00	0.00	55,037,000.00	11,491,727.41	12,059,692.18	10,817,538.63	19,572,903.85	53,941,852.07	11,491,727.41	12,059,692.18	10,817,538.63	15,631,515.50	50,000,463.72	0.00	1,095,147.33	3,137,388.35	894,000.00
PS		34,297,000.00	2,617,000.00	36,914,000.00	34,297,000.00	2,617,000.00	0.00	0.00	36,914,000.00	7,507,301.98	9,502,403.14	6,367,865.00	12,974,412.40	7,607,301.98	9,502,403.14	6,367,865.00	12,716,810.01	36,283,477.03	0.00	371,929.58	258,593.39	0.00	
MOCE		16,105,000.00	(2,617,000.00)	13,488,000.00	16,105,000.00	(2,617,000.00)	0.00	0.00	13,488,000.00	1,778,425.43	1,812,339.06	4,307,974.73	5,204,791.45	13,193,529.67	1,778,425.43	1,812,339.06	4,307,974.73	2,915,696.49	10,904,434.71	0.00	294,470.33	1,485,094.96	894,000.00
CO		4,635,000.00	0.00	4,635,000.00	4,635,000.00	0.00	0.00	0.00	4,635,000.00	2,106,000.00	654,853.98	51,698.00	1,393,700.00	4,206,251.98	2,106,000.00	654,853.98	51,698.00	0.00	2,812,551.98	0.00	428,748.02	1,393,700.00	0.00
Administration of Personnel Benefits	10000010002000	7,585,000.00	0.00	7,585,000.00	7,585,000.00	0.00	0.00	0.00	7,585,000.00	753,206.45	0.00	0.00	6,831,793.55	7,585,000.00	753,206.45	0.00	0.00	6,831,793.55	7,585,000.00	0.00	0.00	0.00	0.00
PS		7,585,000.00	0.00	7,585,000.00	7,585,000.00	0.00	0.00	0.00	7,585,000.00	753,206.45	0.00	0.00	6,831,793.55	7,585,000.00	753,206.45	0.00	0.00	6,831,793.55	7,585,000.00	0.00	0.00	0.00	0.00
Sub-Total, General Administration and Support		62,622,000.00	0.00	62,622,000.00	62,622,000.00	0.00	0.00	0.00	62,622,000.00	12,244,933.86	12,059,692.18	10,817,538.63	26,404,697.40	61,626,852.07	12,244,933.86	12,059,692.18	10,817,538.63	22,463,309.05	57,585,463.72	0.00	1,095,147.33	3,137,388.35	894,000.00
PS		41,892,000.00	2,617,000.00	44,499,000.00	41,892,000.00	2,617,000.00	0.00	0.00	44,499,000.00	8,360,508.43	9,502,403.14	6,367,865.00	19,866,235.95	44,127,076.42	8,360,508.43	9,502,403.14	6,367,865.00	10,547,512.56	43,898,477.03	0.00	371,929.58	258,593.39	0.00
MOCE		16,105,000.00	(2,617,000.00)	13,488,000.00	16,105,000.00	(2,617,000.00)	0.00	0.00	13,488,000.00	1,778,425.43	1,812,339.06	4,307,974.73	5,204,791.45	13,193,529.67	1,778,425.43	1,812,339.06	4,307,974.73	2,915,696.49	10,904,434.71	0.00	294,470.33	1,485,094.96	894,000.00
FinEx (if Applicable)		0.00	0.00	0.00	0.00	0.00	0.00	0.00	0.00	0.00	0.00	0.00	0.00	0.00	0.00	0.00	0.00	0.00	0.00	0.00	0.00	0.00	0.00
CO		4,635,000.00	0.00	4,635,000.00	4,635,000.00	0.00	0.00	0.00	4,635,000.00	2,106,000.00	654,853.98	51,698.00	1,393,700.00	4,206,251.98	2,106,000.00	654,853.98	51,698.00	0.00	2,812,551.98	0.00	428,748.02	1,393,700.00	0.00
Operations	30000000000000	147,937,000.00	0.00	147,937,000.00	147,937,000.00	0.00	0.00	0.00	147,937,000.00	33,250,916.78	37,977,294.05	30,655,087.38	38,899,543.37	140,782,841.58	33,250,916.78	37,977,294.05	30,655,087.38	36,769,839.89	138,673,138.09	0.00	7,154,158.42	983,851.82	1,125,851.67
CO Efficient Legal Services for Government Corporations Ensured		147,937,000.00	0.00	147,937,000.00	147,937,000.00	0.00	0.00	0.00	147,937,000.00	33,250,916.78	37,977,294.05	30,655,087.38	38,899,543.37	140,782,841.58	33,250,916.78	37,977,294.05	30,655,087.38	36,769,839.89	138,673,138.09	0.00	7,154,158.42	983,851.82	1,125,851.67
LEGAL SERVICES FOR GOVERNMENT CORPORATIONS PROGRAM		147,937,000.00	0.00	147,937,000.00	147,937,000.00	0.00	0.00	0.00	147,937,000.00	33,250,916.78	37,977,294.05	30,655,087.38	38,899,543.37	140,782,841.58	33,250,916.78	37,977,294.05	30,655,087.38	36,769,839.89	138,673,138.09	0.00	7,154,158.42	983,851.82	1,125,851.67
Legal Services to CDCCs	310100100001000	147,937,000.00	0.00	147,937,000.00	147,937,000.00	0.00	0.00	0.00	147,937,000.00	33,250,916.78	37,977,294.05	30,655,087.38	38,899,543.37	140,782,841.58	33,250,916.78	37,977,294.05	30,655,087.38	36,769,839.89	138,673,138.09	0.00	7,154,158.42	983,851.82	1,125,851.67
PS		131,867,000.00	697,000.00	132,564,000.00	131,867,000.00	697,000.00	0.00	0.00	132,564,000.00	27,414,292.76	33,540,901.10	27,580,233.18	37,304,087.91	125,939,514.97	27,414,292.76	33,540,901.10	27,580,233.18	35,445,781.42	124,081,208.49	0.00	6,624,485.03	732,454.82	1,125,851.67
MOCE		12,970,000.00	(697,000.00)	12,273,000.00	12,970,000.00	(697,000.00)	0.00	0.00	12,273,000.00	3,229,736.00	4,336,392.95	2,581,742.20	1,595,455.46	11,743,326.61	3,229,736.00	4,336,392.95	2,581,742.20	1,344,058.46	11,491,929.61	0.00	529,673.39	251,397.00	0.00
CO		3,100,000.00	0.00	3,100,000.00	3,100,000.00	0.00	0.00	0.00	3,100,000.00	2,606,888.00	0.00	493,112.00	0.00	3,100,000.00	2,606,888.00	0.00	493,112.00	0.00	3,100,000.00	0.00	0.00	0.00	0.00
Sub-Total, Operations		147,937,000.00	0.00	147,937,000.00	147,937,000.00	0.00	0.00	0.00	147,937,000.00	33,250,916.78	37,977,294.05	30,655,087.38	38,899,543.37	140,782,841.58	33,250,916.78	37,977,294.05	30,655,087.38	36,769,839.89	138,673,138.09	0.00	7,154,158.42	983,851.82	1,125,851.67
PS		131,867,000.00	697,000.00	132,564,000.00	131,867,000.00	697,000.00	0.00	0.00	132,564,000.00	27,414,292.76	33,540,901.10	27,580,233.18	37,304,087.91	125,939,514.97	27,414,292.76	33,540,901.10	27,580,233.18	35,445,781.42	124,081,208.49	0.00	6,624,485.03	732,454.82	1,125,851.67
MOCE		12,970,000.00	(697,000.00)	12,273,000.00	12,970,000.00	(697,000.00)	0.00	0.00	12,273,000.00	3,229,736.00	4,336,392.95	2,581,742.20	1,595,455.46	11,743,326.61	3,229,736.00	4,336,392.95	2,581,742.20	1,344,058.46	11,491,929.61	0.00	529,673.39	251,397.00	0.00
FinEx (if Applicable)		0.00	0.00	0.00	0.00	0.00	0.00	0.00	0.00	0.00	0.00	0.00	0.00	0.00	0.00	0.00	0.00	0.00	0.00	0.00	0.00	0.00	0.00
CO		3,100,000.00	0.00	3,100,000.00	3,100,000.00	0.00	0.00	0.00	3,100,000.00	2,606,888.00	0.00	493,112.00	0.00	3,100,000.00	2,606,888.00	0.00	493,112.00	0.00	3,100,000.00	0.00	0.00	0.00	0.00
Sub-Total, I. Agency Specific Budget		210,559,000.00	0.00	210,559,000.00	210,559,000.00	0.00	0.00	0.00	210,559,000.00	45,495,850.64	50,036,976.23	41,472,626.01	65,304,240.77	202,309,693.65	45,495,850.64	50,036,976.23	41,472,626.01	58,253,148.93	196,258,601.81	0.00	8,249,306.35	4,121,240.17	1,929,851.67
PS		173,749,000.00	3,314,000.00	177,063,000.00	173,749,000.00	3,314,000.00	0.00	0.00	177,063,000.00	35,774,801.21	43,233,391.24	33,948,090.08	57,110,293.86	170,066,585.39	35,774,801.21	43,233,391.24	33,948,090.08	54,903,393.98	167,049,685.51	0.00	6,096,414.81	991,048.21	1,125,851.67
MOCE		29,075,000.00	(3,314,000.00)	25,761,000.00	29,075,000.00	(3,314,000.00)	0.00	0.00	25,761,000.00	5,008,161.43	6,146,731.01	6,979,716.53	6,800,246.91	24,936,856.28	5,008,161.43	6,146,731.01	6,979,716.53	4,259,754.95	22,369,364.32	0.00	824,143.72	1,736,491.96	894,000.00
FinEx (if Applicable)		0.00	0.00	0.00	0.00	0.00	0.00	0.00	0.00	0.00	0.00	0.00	0.00	0.00	0.00	0.00	0.00	0.00	0.00	0.00	0.00	0.00	0.00
CO		7,735,000.00	0.00	7,735,000.00	7,735,000.00	0.00	0.00	0.00	7,735,000.00	4,712,888.00	654,853.98	544,810.00	1,393,700.00	7,266,251.98	4,712,888.00	654,853.98	544,810.00	0.00	5,912,551.98	0.00	428,748.02	1,393,700.00	0.00

Department : Department of Justice (DOJ)
 Agency/Entity : Office of the Government Corporate Counsel
 Operating Unit : < not applicable >
 Organization Code (UACS) : 15 006 000000
 Fund Cluster : 01 Regular Agency Fund

X Current Year Appropriations
 Supplemental Appropriations
 Continuing Appropriations

(e.g. UACS Fund Cluster: 01-Regular Agency Fund, 02-Foreign Assisted Projects Fund, 03-Special Account-Locally Funded/Domestic Grants Fund, and 04-Special Account-Foreign Assisted/Foreign Grants Fund)

Particulars	UACS CODE	Appropriations					Allotments				Current Year Obligations					Current Year Disbursements					Balances			
		Authorized Appropriations	Adjustments (Transfer To/From, Modifications/ Augmentations)	Adjusted Appropriations	Allotments Received	Adjustments (Reductions, Modifications/ Augmentations)	Transfer To	Transfer From	Adjusted Total Allotments	1st Quarter Ending March 31	2nd Quarter Ending June 30	3rd Quarter Ending September 30	4th Quarter Ending December 31	TOTAL	1st Quarter Ending March 31	2nd Quarter Ending June 30	3rd Quarter Ending September 30	4th Quarter Ending December 31	TOTAL	Unreleased Appropriations	Unobligated Allotments	Unpaid Obligations(15-20)=(23+24)		
																						10=(8+7)-9+8	11	12
II. Automatic Appropriations		10,048,000.00	0.00	10,048,000.00	10,048,000.00	0.00	0.00	10,048,000.00	2,390,866.75	2,479,750.32	2,202,862.50	2,537,151.97	9,610,631.54	2,390,866.75	2,479,750.32	2,202,862.50	2,537,151.97	9,610,631.54	0.00	437,368.46	0.00	348,798.00		
Specific Budgets of National Government Agencies		10,048,000.00	0.00	10,048,000.00	10,048,000.00	0.00	0.00	10,048,000.00	2,390,866.75	2,479,750.32	2,202,862.50	2,537,151.97	9,610,631.54	2,390,866.75	2,479,750.32	2,202,862.50	2,537,151.97	9,610,631.54	0.00	437,368.46	0.00	348,798.00		
Retirement and Life Insurance Premiums		10,048,000.00	0.00	10,048,000.00	10,048,000.00	0.00	0.00	10,048,000.00	2,390,866.75	2,479,750.32	2,202,862.50	2,537,151.97	9,610,631.54	2,390,866.75	2,479,750.32	2,202,862.50	2,537,151.97	9,610,631.54	0.00	437,368.46	0.00	348,798.00		
PS		10,048,000.00	0.00	10,048,000.00	10,048,000.00	0.00	0.00	10,048,000.00	2,390,866.75	2,479,750.32	2,202,862.50	2,537,151.97	9,610,631.54	2,390,866.75	2,479,750.32	2,202,862.50	2,537,151.97	9,610,631.54	0.00	437,368.46	0.00	348,798.00		
Sub-Total II. Automatic Appropriations		10,048,000.00	0.00	10,048,000.00	10,048,000.00	0.00	0.00	10,048,000.00	2,390,866.75	2,479,750.32	2,202,862.50	2,537,151.97	9,610,631.54	2,390,866.75	2,479,750.32	2,202,862.50	2,537,151.97	9,610,631.54	0.00	437,368.46	0.00	348,798.00		
PS		10,048,000.00	0.00	10,048,000.00	10,048,000.00	0.00	0.00	10,048,000.00	2,390,866.75	2,479,750.32	2,202,862.50	2,537,151.97	9,610,631.54	2,390,866.75	2,479,750.32	2,202,862.50	2,537,151.97	9,610,631.54	0.00	437,368.46	0.00	348,798.00		
MOOE		0.00	0.00	0.00	0.00	0.00	0.00	0.00	0.00	0.00	0.00	0.00	0.00	0.00	0.00	0.00	0.00	0.00	0.00	0.00	0.00	0.00		
FinEx		0.00	0.00	0.00	0.00	0.00	0.00	0.00	0.00	0.00	0.00	0.00	0.00	0.00	0.00	0.00	0.00	0.00	0.00	0.00	0.00	0.00		
CO		0.00	0.00	0.00	0.00	0.00	0.00	0.00	0.00	0.00	0.00	0.00	0.00	0.00	0.00	0.00	0.00	0.00	0.00	0.00	0.00	0.00		
III. Special Purpose Fund		0.00	84,229,786.00	84,229,786.00	0.00	84,229,786.00	0.00	0.00	84,229,786.00	3,269,274.54	3,050,579.36	55,985,337.39	16,170,432.00	83,785,136.58	3,269,274.54	3,050,579.36	55,985,337.39	16,170,432.00	83,785,136.58	0.00	444,649.42	0.00	0.00	
Miscellaneous Personnel Benefits Fund		0.00	5,535,464.00	5,535,464.00	0.00	5,535,464.00	0.00	0.00	5,535,464.00	0.00	5,300,513.29	0.00	0.00	5,300,513.29	0.00	5,300,513.29	0.00	0.00	5,300,513.29	0.00	234,950.71	0.00	0.00	
PS		0.00	5,535,464.00	5,535,464.00	0.00	5,535,464.00	0.00	0.00	5,535,464.00	0.00	5,300,513.29	0.00	0.00	5,300,513.29	0.00	5,300,513.29	0.00	0.00	5,300,513.29	0.00	234,950.71	0.00	0.00	
Pension and Gratuity Fund		0.00	78,694,322.00	78,694,322.00	0.00	78,694,322.00	0.00	0.00	78,694,322.00	3,269,274.54	3,050,579.36	55,985,337.39	16,170,432.00	78,484,623.29	3,269,274.54	3,050,579.36	55,985,337.39	16,170,432.00	78,484,623.29	0.00	209,698.71	0.00	0.00	
PS		0.00	78,694,322.00	78,694,322.00	0.00	78,694,322.00	0.00	0.00	78,694,322.00	3,269,274.54	3,050,579.36	55,985,337.39	16,170,432.00	78,484,623.29	3,269,274.54	3,050,579.36	55,985,337.39	16,170,432.00	78,484,623.29	0.00	209,698.71	0.00	0.00	
Sub-Total III. Special Purpose Fund		0.00	84,229,786.00	84,229,786.00	0.00	84,229,786.00	0.00	0.00	84,229,786.00	3,269,274.54	3,050,579.36	55,985,337.39	16,170,432.00	83,785,136.58	3,269,274.54	3,050,579.36	55,985,337.39	16,170,432.00	83,785,136.58	0.00	444,649.42	0.00	0.00	
PS		0.00	84,229,786.00	84,229,786.00	0.00	84,229,786.00	0.00	0.00	84,229,786.00	3,269,274.54	3,050,579.36	55,985,337.39	16,170,432.00	83,785,136.58	3,269,274.54	3,050,579.36	55,985,337.39	16,170,432.00	83,785,136.58	0.00	444,649.42	0.00	0.00	
MOOE		0.00	0.00	0.00	0.00	0.00	0.00	0.00	0.00	0.00	0.00	0.00	0.00	0.00	0.00	0.00	0.00	0.00	0.00	0.00	0.00	0.00		
FinEx		0.00	0.00	0.00	0.00	0.00	0.00	0.00	0.00	0.00	0.00	0.00	0.00	0.00	0.00	0.00	0.00	0.00	0.00	0.00	0.00	0.00		
CO		0.00	0.00	0.00	0.00	0.00	0.00	0.00	0.00	0.00	0.00	0.00	0.00	0.00	0.00	0.00	0.00	0.00	0.00	0.00	0.00	0.00		
IV. Reversion of the Unobligated Allotments charged against R.A. Nos. 11465 and 11494		0.00	0.00	0.00	0.00	0.00	0.00	0.00	0.00	0.00	0.00	0.00	0.00	0.00	0.00	0.00	0.00	0.00	0.00	0.00	0.00	0.00		
GRAND TOTAL		220,607,000.00	84,229,786.00	304,836,786.00	220,607,000.00	84,229,786.00	0.00	0.00	304,836,786.00	51,155,991.93	62,676,819.20	99,660,825.90	84,011,624.74	295,705,461.77	51,155,991.93	60,876,819.20	76,473,155.70	100,799,665.10	289,305,571.93	0.00	9,131,324.23	4,121,240.17	2,278,649.67	
PS		183,797,000.00	87,543,786.00	271,340,786.00	183,797,000.00	87,543,786.00	0.00	0.00	271,340,786.00	41,434,842.50	54,073,234.21	92,136,298.97	75,817,877.83	283,462,353.51	41,434,842.50	54,073,234.21	68,948,628.77	96,539,850.15	260,996,655.63	0.00	7,878,432.49	691,048.21	1,474,649.67	
MOOE		29,075,000.00	(3,314,000.00)	25,761,000.00	29,075,000.00	(3,314,000.00)	0.00	0.00	25,761,000.00	5,008,161.43	6,148,731.01	6,979,716.93	6,800,246.91	24,936,856.26	5,008,161.43	6,148,731.01	6,979,716.93	4,259,754.95	22,396,364.32	0.00	824,143.72	1,736,491.96	604,000.00	
CO		7,735,000.00	0.00	7,735,000.00	7,735,000.00	0.00	0.00	7,735,000.00	4,712,888.00	554,853.98	544,819.00	1,393,700.00	7,396,251.98	4,712,888.00	654,853.98	644,810.00	0.00	5,912,551.98	0.00	428,748.02	1,393,700.00	0.00		
Recapitulation by OO																								
I. Agency Specific Budget		147,937,000.00	0.00	147,937,000.00	147,937,000.00	0.00	0.00	147,937,000.00	33,250,916.78	37,977,294.05	30,655,087.38	38,899,543.37	140,782,841.58	33,250,916.78	37,977,294.05	30,655,087.38	36,789,839.88	138,673,138.09	0.00	7,154,158.42	983,851.82	1,125,851.87		
LEGAL SERVICES FOR GOVERNMENT CORPORATIONS PROGRAM		147,937,000.00	0.00	147,937,000.00	147,937,000.00	0.00	0.00	147,937,000.00	33,250,916.78	37,977,294.05	30,655,087.38	38,899,543.37	140,782,841.58	33,250,916.78	37,977,294.05	30,655,087.38	36,789,839.88	138,673,138.09	0.00	7,154,158.42	983,851.82	1,125,851.87		

Certified Correct:
 MARIE VIC L. SISON
 Administrative Officer II
 Date: 2023-01-31 17:26:10

Certified Correct:
 RYAN JOSEPH C. RODRIGUEZ
 Supervising Administrative Officer
 Date: 2023-01-31 17:26:10

Recommending Approval:
 JOSE MARIE C. CAPILI
 Assistant Government Corporate Counsel
 Date: 2023-01-31 17:32:02

Approved By:
 ROGELIO V. QUEVEDO
 Government Corporate Counsel
 Date: 2023-01-31 17:35:46

SUMMARY OF APPROPRIATIONS, ALLOTMENTS, OBLIGATIONS, DISBURSEMENTS AND BALANCES BY OBJECT OF EXPENDITURES

As at the Quarter Ending December 31, 2022

Department : Department of Justice (DOJ)
 Agency : Office of the Government Corporate Counsel
 Operating Unit : < not applicable >
 Organization Code (UACS) : 15 006 000000
 Fund Cluster : 01 Regular Agency Fund

X	Current Year Appropriations
	Supplemental Appropriations
	Continuing Appropriations

(e.g. UACS Fund Cluster: 01-Regular Agency Fund, 02-Foreign Assisted Projects Fund, 03-Special Account-Locally Funded/Domestic Grants Fund, and 04-Special Account-Foreign Assisted/Foreign Grants Fund)

Particulars	UACS CODE	Appropriations					Allotments					Obligations					Disbursements					Balances			
		Authorized Appropriations	Adjustments (Transfer To/From, Modifications/Augmentations)	Adjusted Appropriations	Allotments Received	Adjustments (Reductions, Modifications/Augmentations)	Transfer To	Transfer From	Adjusted Allotments	1st Quarter Ending March 31	2nd Quarter Ending June 30	3rd Quarter Ending Sept. 30	4th Quarter Ending Dec. 31	TOTAL	1st Quarter Ending March 31	2nd Quarter Ending June 30	3rd Quarter Ending Sept. 30	4th Quarter Ending Dec. 31	TOTAL	Unreleased Appropriations	Unobligated Allotments	Unpaid Obligations (15-20)*(23+24)			
		3	4	5=(3+4)	6	7	8	9	10=(8+9)-7	11	12	13	14	15=(11+12+13+14)	16	17	18	19	20=(16+17+18+19)	21=(5-10)	22=(6-15)	23	24		
SUMMARY		220,607,000.00	84,229,786.00	304,836,786.00	220,607,000.00	84,229,786.00	0.00	0.00	304,836,786.00	51,155,991.93	60,876,819.20	69,669,825.91	84,611,824.76	266,513,461.80	51,155,991.93	60,876,819.20	69,669,825.91	84,611,824.76	266,513,461.80	0.00	6,131,324.20	4,121,240.17	2,278,649.67		
A. AGENCY SPECIFIC BUDGET		210,559,000.00	0.00	210,559,000.00	210,559,000.00	0.00	0.00	210,559,000.00	45,495,850.64	50,036,976.23	41,472,626.01	65,304,240.79	202,309,683.67	45,495,850.64	50,036,976.23	41,472,626.01	65,304,240.79	202,309,683.67	0.00	8,249,305.32	4,121,240.17	1,929,851.67			
Personnel Services		173,749,000.00	3,314,000.00	177,063,000.00	173,749,000.00	3,314,000.00	0.00	177,063,000.00	35,774,801.21	43,233,391.24	33,945,099.03	57,110,293.88	170,066,585.41	35,774,801.21	43,233,391.24	33,945,099.03	57,110,293.88	170,066,585.41	0.00	6,996,414.59	991,948.21	1,125,851.67			
Salaries and Wages	501010000	125,132,000.00	(7,042,367.79)	118,089,632.21	125,132,000.00	(7,042,367.79)	0.00	118,089,632.21	30,417,905.50	29,677,389.44	25,815,403.66	27,692,959.68	113,993,635.28	30,417,905.50	29,677,389.44	25,815,403.66	27,692,959.68	113,993,635.28	0.00	4,095,999.93	217,830.54	46,798.55			
Salaries and Wages - Regular	501010100	116,475,000.00	(7,016,367.79)	109,458,632.21	116,475,000.00	(7,016,367.79)	0.00	109,458,632.21	28,555,751.60	27,823,984.39	23,555,751.60	27,823,984.39	109,730,837.59	28,555,751.60	27,823,984.39	23,555,751.60	27,823,984.39	109,730,837.59	0.00	727,794.62	217,830.54	46,798.55			
Basic Salary - Civilian	501010101	116,475,000.00	(7,016,367.79)	109,458,632.21	116,475,000.00	(7,016,367.79)	0.00	109,458,632.21	28,555,751.60	27,823,984.39	23,555,751.60	27,823,984.39	109,730,837.59	28,555,751.60	27,823,984.39	23,555,751.60	27,823,984.39	109,730,837.59	0.00	727,794.62	217,830.54	46,798.55			
Salaries and Wages - Casual/Contractual	501010200	8,657,000.00	(2,699.00)	8,630,000.00	8,657,000.00	(2,699.00)	0.00	8,630,000.00	1,862,153.90	1,853,382.05	659,769.76	897,471.96	5,262,787.69	1,862,153.90	1,853,382.05	659,769.76	897,471.96	5,262,787.69	0.00	3,568,202.31	0.00	0.00			
Other Compensation	501020000	39,137,000.00	3,617,367.79	42,754,367.79	39,137,000.00	3,617,367.79	0.00	42,754,367.79	4,221,197.68	13,162,602.34	4,440,179.05	18,161,232.84	40,005,281.02	4,221,197.68	13,162,602.34	4,440,179.05	18,161,232.84	40,005,281.02	0.00	2,649,105.87	768,217.67	236,913.67			
Personal Economic Relief Allowance (PERA)	501020100	2,904,000.00	30,000.00	2,934,000.00	2,904,000.00	30,000.00	0.00	2,934,000.00	770,818.18	728,181.81	898,727.27	733,690.90	2,931,818.18	770,818.18	728,181.81	898,727.27	733,690.90	2,931,818.18	0.00	2,181.84	0.00	727.27			
PERA - Civilian	501020101	2,904,000.00	30,000.00	2,934,000.00	2,904,000.00	30,000.00	0.00	2,934,000.00	770,818.18	728,181.81	898,727.27	733,690.90	2,931,818.18	770,818.18	728,181.81	898,727.27	733,690.90	2,931,818.18	0.00	2,181.84	0.00	727.27			
Representation Allowance (RA)	501020200	6,132,000.00	0.00	6,132,000.00	6,132,000.00	0.00	0.00	6,132,000.00	1,328,260.00	1,328,375.00	1,297,750.00	1,838,545.46	5,802,920.46	1,328,260.00	1,328,375.00	1,297,750.00	1,838,545.46	5,802,920.46	0.00	329,078.54	259,500.00	4,200.00			
Transportation Allowance (TA)	501020300	6,132,000.00	0.00	6,132,000.00	6,132,000.00	0.00	0.00	6,132,000.00	1,393,250.00	1,306,375.00	1,321,873.29	1,781,785.46	5,725,283.75	1,393,250.00	1,306,375.00	1,321,873.29	1,781,785.46	5,725,283.75	0.00	406,768.25	259,500.00	4,200.00			
Transportation Allowance (TA)	501020301	6,132,000.00	0.00	6,132,000.00	6,132,000.00	0.00	0.00	6,132,000.00	1,393,250.00	1,306,375.00	1,321,873.29	1,781,785.46	5,725,283.75	1,393,250.00	1,306,375.00	1,321,873.29	1,781,785.46	5,725,283.75	0.00	406,768.25	259,500.00	4,200.00			
Clothing/Uniform Allowance	501020400	728,000.00	17,000.00	745,000.00	728,000.00	17,000.00	0.00	745,000.00	330,000.00	270,500.00	142,600.00	0.00	743,000.00	330,000.00	270,500.00	142,600.00	0.00	743,000.00	0.00	0.00	0.00	0.00			
Clothing/Uniform Allowance - Civilian	501020401	728,000.00	17,000.00	745,000.00	728,000.00	17,000.00	0.00	745,000.00	330,000.00	270,500.00	142,600.00	0.00	743,000.00	330,000.00	270,500.00	142,600.00	0.00	743,000.00	0.00	0.00	0.00	0.00			
Longevity Pay (LP)	501021000	2,621,000.00	0.00	2,621,000.00	2,621,000.00	0.00	0.00	2,621,000.00	464,023.50	506,425.15	556,328.07	458,751.28	1,985,528.00	464,023.50	506,425.15	556,328.07	458,751.28	1,985,528.00	0.00	635,471.10	0.00	0.00			
Longevity Pay - Civilian	501021001	2,621,000.00	0.00	2,621,000.00	2,621,000.00	0.00	0.00	2,621,000.00	464,023.50	506,425.15	556,328.07	458,751.28	1,985,528.00	464,023.50	506,425.15	556,328.07	458,751.28	1,985,528.00	0.00	635,471.10	0.00	0.00			
Overtime and Night Pay	501021300	0.00	156,367.79	156,367.79	0.00	156,367.79	0.00	156,367.79	0.00	42,981.38	48,515.03	83,156.72	155,633.12	0.00	42,981.38	48,515.03	83,156.72	155,633.12	0.00	714.66	13,466.39	0.00			
Overtime Pay	501021301	0.00	156,367.79	156,367.79	0.00	156,367.79	0.00	156,367.79	0.00	42,981.38	48,515.03	83,156.72	155,633.12	0.00	42,981.38	48,515.03	83,156.72	155,633.12	0.00	714.66	13,466.39	0.00			
Year End Bonus	501021400	9,706,000.00	0.00	9,706,000.00	9,706,000.00	0.00	0.00	9,706,000.00	12,856.00	0.00	203,950.10	8,595,022.10	8,605,828.20	12,856.00	0.00	203,950.10	8,595,022.10	8,605,828.20	0.00	900,171.80	9,683.10	182,686.40			
Bonus - Civilian	501021401	9,706,000.00	0.00	9,706,000.00	9,706,000.00	0.00	0.00	9,706,000.00	12,856.00	0.00	203,950.10	8,595,022.10	8,605,828.20	12,856.00	0.00	203,950.10	8,595,022.10	8,605,828.20	0.00	900,171.80	9,683.10	182,686.40			
Cash Gift	501021500	605,000.00	0.00	605,000.00	605,000.00	0.00	0.00	605,000.00	0.00	0.00	15,500.00	589,500.00	605,000.00	0.00	0.00	15,500.00	589,500.00	605,000.00	0.00	0.00	0.00	7,500.00			
Cash Gift - Civilian	501021501	605,000.00	0.00	605,000.00	605,000.00	0.00	0.00	605,000.00	0.00	0.00	15,500.00	589,500.00	605,000.00	0.00	0.00	15,500.00	589,500.00	605,000.00	0.00	0.00	0.00	7,500.00			
Mid-Year Bonus - Civilian	501021600	9,706,000.00	0.00	9,706,000.00	9,706,000.00	0.00	0.00	9,706,000.00	0.00	8,998,814.00	154,034.40	203,870.92	9,356,719.32	0.00	8,998,814.00	154,034.40	203,870.92	9,356,719.32	0.00	349,289.68	0.00	0.00			
Mid-Year Bonus - Civilian	501021601	9,706,000.00	0.00	9,706,000.00	9,706,000.00	0.00	0.00	9,706,000.00	0.00	8,998,814.00	154,034.40	203,870.92	9,356,719.32	0.00	8,998,814.00	154,034.40	203,870.92	9,356,719.32	0.00	349,289.68	0.00	0.00			
Other Bonuses and Allowances	501029900	605,000.00	3,314,000.00	3,919,000.00	605,000.00	3,314,000.00	0.00	3,919,000.00	0.00	0.00	0.00	3,893,500.00	3,893,500.00	0.00	0.00	3,893,500.00	3,893,500.00	3,893,500.00	0.00	25,500.00	221,250.00	37,500.00			
Collective Negotiation Agreement Incentive - Civilian	501029901	0.00	3,314,000.00	3,314,000.00	0.00	3,314,000.00	0.00	3,314,000.00	0.00	0.00	0.00	3,314,000.00	3,314,000.00	0.00	0.00	3,314,000.00	3,314,000.00	3,314,000.00	0.00	0.00	221,250.00	37,500.00			
Productivity Enhancement Incentive - Civilian	501029902	605,000.00	0.00	605,000.00	605,000.00	0.00	0.00	605,000.00	0.00	0.00	0.00	579,500.00	579,500.00	0.00	0.00	579,500.00	579,500.00	579,500.00	0.00	25,500.00	0.00	0.00			
Personnel Benefit Contributions	501030000	1,504,000.00	252,000.00	1,756,000.00	1,504,000.00	252,000.00	0.00	1,756,000.00	302,491.58	352,582.95	665,336.01	423,325.16	1,746,735.70	302,491.58	352,582.95	665,336.01	423,325.16	1,746,735.70	0.00	9,264.30	0.00	0.00			
Pay-IBIG Contributions	501030200	145,000.00	7,000.00	152,000.00	145,000.00	7,000.00	0.00	152,000.00	37,300.00	37,600.00	35,200.00	41,900.00	152,000.00	37,300.00	37,600.00	35,200.00	41,900.00	152,000.00	0.00	0.00	0.00	0.00			
Pay-IBIG - Civilian	501030201	145,000.00	7,000.00	152,000.00	145,000.00	7,000.00	0.00	152,000.00	37,300.00	37,600.00	35,200.00	41,900.00	152,000.00	37,300.00	37,600.00	35,200.00	41,900.00	152,000.00	0.00	0.00	0.00	0.00			
Phil-Health Contributions	501030300	1,214,000.00	245,000.00	1,459,000.00	1,214,000.00	245,000.00	0.00	1,459,000.00	227,491.58	277,382.95	598,036.01	353,525.16	1,456,435.70	227,491.58	277,382.95	598,036.01	353,525.16	1,456,435.70							

Department : Department of Justice (DOJ)
 Agency : Office of the Government Corporate Counsel
 Operating Unit : < not applicable >
 Fund Cluster Code (UACS) : 15 006 000000
 Fund Cluster : 01 Regular Agency Fund
 (e.g. UACS Fund Cluster: 01-Regular Agency Fund, 02-Foreign Assisted Projects Fund, 03-Special Account-Locally Funded/Domestic Grants Fund, and 04-Special Account-Foreign Assisted/Foreign Grants Fund)

X	Current Year Appropriations
	Supplemental Appropriations
	Continuing Appropriations

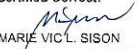
Particulars	UACS CODE	Appropriations					Allotments					Obligations					Disbursements					Balances			
		Authorized Appropriations	Adjustments (Transfer To/From, Modifications/Augmentations)	Adjusted Appropriations	Allotments Received	Adjustments (Reductions, Modifications/Augmentations)	Transfer To	Transfer From	Adjusted Allotments	1st Quarter Ending March 31	2nd Quarter Ending June 30	3rd Quarter Ending Sept. 30	4th Quarter Ending Dec. 31	TOTAL	1st Quarter Ending March 31	2nd Quarter Ending June 30	3rd Quarter Ending Sept. 30	4th Quarter Ending Dec. 31	TOTAL	Unreleased Appropriations	Unobligated Allotments	Unpaid Obligations (15-20)=(23+24)			
		3	4	5=(3+4)	6	7	8	9	10=((8+(-7))-8+9)	11	12	13	14	15=(11+12+13+14)	16	17	18	19	20=(16+17+18+19)	21=(5-10)	22=(10-15)	23	24		
Training Expenses	5020201000	2,883,000.00	0.00	2,883,000.00	2,883,000.00	0.00	0.00	2,883,000.00	535,080.00	938,848.84	514,107.52	794,661.42	2,782,695.78	535,080.00	938,848.84	514,107.52	741,336.42	2,729,376.78	0.00	100,304.22	53,325.00	0.00			
ICT Training Expenses	5020201001	400,000.00	(400,000.00)	0.00	0.00	0.00	0.00	0.00	0.00	0.00	0.00	0.00	0.00	0.00	0.00	0.00	0.00	0.00	0.00	0.00	0.00	0.00			
Training Expenses	5020201002	2,483,000.00	400,000.00	2,883,000.00	2,883,000.00	400,000.00	0.00	2,883,000.00	535,080.00	938,848.84	514,107.52	794,661.42	2,782,695.78	535,080.00	938,848.84	514,107.52	741,336.42	2,729,376.78	0.00	100,304.22	53,325.00	0.00			
Supplies and Materials Expenses	5020300000	4,315,000.00	(700,000.00)	3,615,000.00	4,315,000.00	(700,000.00)	0.00	3,615,000.00	556,271.55	851,769.29	600,517.08	1,181,015.20	3,389,573.10	556,271.55	851,769.29	600,517.08	871,405.20	3,179,563.10	0.00	225,426.90	209,810.00	0.00			
Office Supplies Expenses	5020301000	2,525,000.00	(510,000.00)	2,015,000.00	2,525,000.00	(510,000.00)	0.00	2,015,000.00	307,806.20	638,648.25	476,801.23	580,148.25	2,004,404.93	307,806.20	638,648.25	476,801.23	580,148.25	2,004,404.93	0.00	10,595.07	0.00	0.00			
ICT Office Supplies	5020301001	1,067,000.00	(690,061.80)	376,938.20	1,067,000.00	(690,061.80)	0.00	376,938.20	10,058.75	0.00	123,076.00	243,235.45	376,938.20	10,058.75	0.00	123,576.00	243,205.45	376,938.20	0.00	0.00	0.00	0.00			
Office Supplies Expenses	5020301002	1,458,000.00	180,061.80	1,638,061.80	1,458,000.00	180,061.80	0.00	1,638,061.80	297,749.45	639,649.25	353,225.23	338,842.80	1,627,466.73	297,749.45	639,649.25	353,225.23	338,842.80	1,627,466.73	0.00	10,595.07	0.00	0.00			
Medical, Dental and Laboratory Supplies Expenses	5020308000	1,754,000.00	(1,067,142.88)	686,857.12	1,754,000.00	(1,067,142.88)	0.00	686,857.12	50,739.87	0.00	115,210.00	306,575.44	472,025.31	50,739.87	0.00	115,210.00	96,645.44	262,415.31	0.00	214,831.83	209,810.00	0.00			
Fuel, Oil and Lubricants Expenses	5020309000	36,000.00	711,248.96	747,248.96	36,000.00	711,248.96	0.00	747,248.96	151,305.73	196,310.24	196,310.24	204,370.91	151,305.73	196,310.24	196,310.24	195,253.08	204,370.91	747,248.96	0.00	0.00	0.00	0.00			
Other Supplies and Materials Expenses	5020399000	0.00	165,893.90	165,893.90	0.00	165,893.90	0.00	165,893.90	48,419.75	15,809.80	13,252.75	90,411.60	165,893.90	48,419.75	15,809.80	13,252.75	90,411.60	165,893.90	0.00	0.00	0.00	0.00			
Utility Expenses	5020400000	2,747,000.00	(881,000.00)	1,866,000.00	2,747,000.00	(881,000.00)	0.00	1,866,000.00	241,518.29	546,448.31	489,668.54	594,230.05	1,651,972.19	241,518.29	546,448.31	489,668.54	307,788.51	1,555,424.65	0.00	14,527.81	285,547.54	0.00			
Water Expenses	5020401000	60,000.00	(14,000.00)	46,000.00	60,000.00	(14,000.00)	0.00	46,000.00	4,960.00	13,050.00	13,050.00	14,849.00	4,960.00	13,050.00	13,050.00	10,349.00	41,399.00	0.00	101.00	4,500.00	0.00	0.00			
Electricity Expenses	5020402000	2,687,000.00	(867,000.00)	1,820,000.00	2,687,000.00	(867,000.00)	0.00	1,820,000.00	238,568.29	533,398.31	456,618.54	579,487.05	1,606,973.19	238,568.29	533,398.31	456,618.54	297,439.51	1,524,025.65	0.00	13,926.81	262,047.54	0.00			
Communication Expenses	5020500000	3,454,000.00	(1,205,953.18)	2,248,046.82	2,888,000.00	(1,205,953.18)	0.00	2,248,046.82	435,662.67	585,058.23	456,627.83	585,058.23	1,970,004.00	435,662.67	585,058.23	456,627.83	380,622.88	1,765,568.65	0.00	278,942.82	204,435.35	0.00			
Postage and Courier Services	5020501000	263,000.00	700,000.00	963,000.00	263,000.00	700,000.00	0.00	963,000.00	134,026.00	199,525.00	373,593.00	238,865.00	937,069.00	134,026.00	199,525.00	373,593.00	184,908.00	882,932.00	0.00	25,991.00	54,057.00	0.00			
Telephone Expenses	5020502000	844,000.00	(5,953.18)	838,046.82	644,000.00	(5,953.18)	0.00	638,046.82	5,600.00	99,858.70	144,062.83	204,295.23	453,916.76	5,600.00	99,858.70	144,062.83	53,916.88	303,338.41	0.00	184,130.00	150,378.35	0.00			
Mobile	5020502001	17,000.00	436,916.76	453,916.76	17,000.00	436,916.76	0.00	453,916.76	5,000.00	100,558.70	144,062.83	204,295.23	453,916.76	5,000.00	100,558.70	144,062.83	53,916.88	303,338.41	0.00	0.00	150,378.35	0.00			
Landline	5020502002	627,000.00	(442,869.94)	184,130.06	627,000.00	(442,869.94)	0.00	184,130.06	600.00	(600.00)	0.00	0.00	600.00	600.00	(600.00)	0.00	0.00	0.00	0.00	184,130.00	0.00	0.00			
Internet Subscription Expenses	5020503000	2,511,000.00	(1,900,000.00)	611,000.00	2,511,000.00	(1,900,000.00)	0.00	611,000.00	146,281.45	140,469.00	139,500.00	139,500.00	565,780.45	146,281.45	140,469.00	139,500.00	139,500.00	565,780.45	0.00	45,199.50	0.00	0.00			
Cable, Satellite, Telegraph and Radio Expenses	5020504000	36,000.00	0.00	36,000.00	36,000.00	0.00	0.00	36,000.00	2,622.92	4,679.87	3,697.00	2,398.00	13,297.79	2,622.92	4,679.87	3,697.00	2,398.00	13,297.79	0.00	22,702.21	0.00	0.00			
Confidential, Intelligence and Extraordinary	5021000000	1,632,000.00	178,500.00	1,810,500.00	1,632,000.00	178,500.00	0.00	1,810,500.00	492,000.00	445,500.00	441,000.00	462,000.00	1,810,500.00	492,000.00	445,500.00	441,000.00	462,000.00	1,810,500.00	0.00	0.00	0.00	0.00			
Extraordinary and Miscellaneous Expenses	5021003000	1,632,000.00	178,500.00	1,810,500.00	1,632,000.00	178,500.00	0.00	1,810,500.00	492,000.00	445,500.00	441,000.00	462,000.00	1,810,500.00	492,000.00	445,500.00	441,000.00	462,000.00	1,810,500.00	0.00	0.00	0.00	0.00			
Professional Services	5021100000	700,000.00	(214,020.00)	485,980.00	700,000.00	(214,020.00)	0.00	485,980.00	89,762.05	25,914.00	70,648.09	279,297.90	465,622.07	89,762.05	25,914.00	70,648.09	200,802.93	387,127.07	0.00	20,357.93	78,495.00	0.00			
Legal Services	5021101000	0.00	124,356.50	124,356.50	0.00	124,356.50	0.00	124,356.50	62,925.50	25,914.00	28,017.00	7,500.00	124,356.50	62,925.50	25,914.00	28,017.00	7,500.00	124,356.50	0.00	0.00	0.00	0.00			
Consultancy Services	5021103000	200,000.00	(55,520.00)	144,480.00	200,000.00	(55,520.00)	0.00	144,480.00	0.00	0.00	0.00	144,480.00	144,480.00	0.00	0.00	0.00	0.00	72,800.00	72,800.00	0.00	0.00	71,680.00			
Consultancy Services	5021103002	200,000.00	(55,520.00)	144,480.00	200,000.00	(55,520.00)	0.00	144,480.00	0.00	0.00	0.00	144,480.00	144,480.00	0.00	0.00	0.00	0.00	72,800.00	72,800.00	0.00	0.00	71,680.00			
Other Professional Services	5021199000	500,000.00	(282,856.50)	217,143.50	500,000.00	(282,856.50)	0.00	217,143.50	26,836.55	0.00	42,831.09	127,317.93	196,785.57	26,836.55	0.00	42,831.09	120,502.93	189,970.57	0.00	20,357.93	6,815.00	0.00			
General Services	5021200000	360,000.00	(274,798.15)	85,201.85	360,000.00	(274,798.15)	0.00	85,201.85	0.00	0.00	72,511.80	0.00	72,511.80	0.00	72,511.80	0.00	0.00	12,690.50	0.00	0.00	0.00	0.00			
Janitorial Services	5021202000	360,000.00	(274,798.15)	85,201.85	360,000.00	(274,798.15)	0.00	85,201.85	0.00	0.00	72,511.80	0.00	72,511.80	0.00	72,511.80	0.00	0.00	12,690.50	0.00	0.00	0.00	0.00			
Repairs and Maintenance	5021300000	326,000.00	(66,436.89)	259,563.20	326,000.00	(66,436.89)	0.00	259,563.20	13,425.00	34,269.45	69,556.58	116,118.79	255,388.80	13,425.00	34,269.45	69,556.58	103,518.79	240,788.80	0.00	4,174.40	14,600.00	0.00			
Repairs and Maintenance - Machinery and	5021305000	254,000.00	(201,436.89)	52,563.20	254,000.00	(201,436.89)	0.00	52,563.20	0.00	8,799.45	6,025.00	37,738.75	52,563.20	0.00	8,799.45	6,025.00	23,138.75	37,963.20	0.00	0.00	14,600.00	0.00			
Office Equipment	5021305002	48,000.00	4,563.20	52,563.20	48,000.00	4,563.20	0.00	52,563.20	0.00	8,799.45	6,025.00	37,738.75	52,563.20	0.00	8,799.45	6,025.00	23,138.75	37,963.20	0.00	0.00	14,600.00	0.00			
Information and Communication Technology Equipment	5021305003	208,000.00	(208,000.00)	0.00	208,000.00	(208,000.00)	0.00	0.00	0.00	0.00	0.00	0.00	0.00	0.00	0.00	0.00	0.00	0.00	0.00	0.00	0.00	0.00			
Repairs and Maintenance - Transportation	5021306000	72,000.00	135,000.00	207,000.00	72,000.00	135,000.00	0.00	207,000.00	13,425.00	25,490.00	83,530.56	80,380.94	202,825.80	13,425.00	25,490.00	83,530.56	80,380.94	202,825.80	0.00	4,174.40	0.00	0.00			
Motor Vehicles	5021306001	72,000.00	135,000.00	207,000.00	72,000.00	135,000.00	0.00	207,000.00	13,425.00	25,490.00	83,530.56	80,380.94	202,825.80	13,425.00	25,490.00	83,53									


Department : Department of Justice (DOJ)
 Agency : Office of the Government Corporate Counsel
 Operating Unit : < not applicable >
 Organization Code (UACS) : 15 005 0000000
 Fund Cluster : 01 Regular Agency Fund

X	Current Year Appropriations
	Supplemental Appropriations
	Continuing Appropriations

(e.g. UACS Fund Cluster: 01-Regular Agency Fund, 02-Foreign Assisted Projects Fund, 03-Special Account-Locally Funded/Domestic Grants Fund, and 04-Special Account-Foreign Assisted/Foreign Grants Fund)

Particulars	UACS CODE	Appropriations			Allotments					Obligations					Disbursements					Balances				
		Authorized Appropriations	Adjustments (Transfer To/From, Modifications/ Augmentations)	Adjusted Appropriations	Allotments Received	Adjustments (Reductions, Modifications/ Augmentations)	Transfer To	Transfer From	Adjusted Allotments	1st Quarter Ending March 31	2nd Quarter Ending June 30	3rd Quarter Ending Sept. 30	4th Quarter Ending Dec. 31	TOTAL	1st Quarter Ending March 31	2nd Quarter Ending June 30	3rd Quarter Ending Sept. 30	4th Quarter Ending Dec. 31	TOTAL	Unreleased Appropriations	Unobligated Allotments	Unpaid Obligations (15-20)=(23+24)		
																						10*[(6+(-7)+8+9)]	11	12
1	2	3	4	5=(3+4)	6	7	8	9	10	11	12	13	14	15	16	17	18	19	20	21	22	23	24	
Capital Outlays		7,735,000.00	0.00	7,735,000.00	7,735,000.00	0.00	0.00	0.00	7,735,000.00	4,712,888.00	654,853.98	544,810.00	1,393,700.00	7,306,251.98	4,712,888.00	654,853.98	544,810.00	0.00	5,912,551.98	0.00	428,748.02	1,393,700.00	0.00	
Property, Plant and Equipment Outlay	500400000	7,735,000.00	0.00	7,735,000.00	7,735,000.00	0.00	0.00	0.00	7,735,000.00	4,712,888.00	654,853.98	544,810.00	1,393,700.00	7,306,251.98	4,712,888.00	654,853.98	544,810.00	0.00	5,912,551.98	0.00	428,748.02	1,393,700.00	0.00	
Machinery and Equipment Outlay	5005405000	4,635,000.00	493,112.00	5,128,112.00	4,635,000.00	493,112.00	0.00	0.00	5,128,112.00	2,106,000.00	654,853.98	544,810.00	1,393,700.00	4,699,353.98	2,106,000.00	654,853.98	544,810.00	0.00	3,305,053.98	0.00	428,748.02	1,393,700.00	0.00	
Office Equipment	5005405002	0.00	706,553.00	706,553.00	0.00	706,553.00	0.00	0.00	706,553.00	0.00	654,853.98	544,810.00	0.00	1,199,663.98	0.00	654,853.98	544,810.00	0.00	1,199,663.98	0.00	(493,110.98)	0.00	0.00	
Information and Communication Technology Equipment	5005405003	4,635,000.00	(213,441.00)	4,421,559.00	4,635,000.00	(213,441.00)	0.00	0.00	4,421,559.00	2,106,000.00	0.00	0.00	0.00	1,393,700.00	2,106,000.00	0.00	0.00	0.00	2,106,000.00	0.00	921,859.00	1,393,700.00	0.00	
Transportation Equipment Outlay	5005406000	3,100,000.00	(493,112.00)	2,606,888.00	3,100,000.00	(493,112.00)	0.00	0.00	2,606,888.00	2,606,888.00	0.00	0.00	0.00	2,606,888.00	2,606,888.00	0.00	0.00	0.00	2,606,888.00	0.00	0.00	0.00	0.00	
Motor Vehicles	5005406001	3,100,000.00	(493,112.00)	2,606,888.00	3,100,000.00	(493,112.00)	0.00	0.00	2,606,888.00	2,606,888.00	0.00	0.00	0.00	2,606,888.00	2,606,888.00	0.00	0.00	0.00	2,606,888.00	0.00	0.00	0.00	0.00	
B. AUTOMATIC APPROPRIATIONS		10,048,000.00	0.00	10,048,000.00	10,048,000.00	0.00	0.00	0.00	10,048,000.00	2,390,866.75	2,479,750.32	2,202,862.50	2,537,151.97	9,610,631.54	2,390,866.75	2,479,750.32	2,202,862.50	2,188,353.97	9,261,833.54	0.00	437,368.46	0.00	348,738.00	
Retirement and Life Insurance Premiums		10,048,000.00	0.00	10,048,000.00	10,048,000.00	0.00	0.00	0.00	10,048,000.00	2,390,866.75	2,479,750.32	2,202,862.50	2,537,151.97	9,610,631.54	2,390,866.75	2,479,750.32	2,202,862.50	2,188,353.97	9,261,833.54	0.00	437,368.46	0.00	348,738.00	
C. SPECIAL PURPOSE FUNDS		0.00	84,229,786.00	84,229,786.00	0.00	84,229,786.00	0.00	0.00	84,229,786.00	3,269,274.54	3,059,579.36	55,985,337.40	16,170,432.00	83,785,138.59	3,269,274.54	3,059,579.36	32,797,667.20	39,358,102.20	83,785,138.59	0.00	444,649.41	0.00	0.00	
Miscellaneous Personnel Benefits Fund		0.00	5,535,464.00	5,535,464.00	0.00	5,535,464.00	0.00	0.00	5,535,464.00	0.00	5,300,513.29	0.00	0.00	5,300,513.29	0.00	5,300,513.29	0.00	0.00	5,300,513.29	0.00	234,950.71	0.00	0.00	
Other Compensation	5010200000	0.00	5,535,464.00	5,535,464.00	0.00	5,535,464.00	0.00	0.00	5,535,464.00	0.00	5,300,513.29	0.00	0.00	5,300,513.29	0.00	5,300,513.29	0.00	0.00	5,300,513.29	0.00	234,950.71	0.00	0.00	
Other Bonuses and Allowances		0.00	5,535,464.00	5,535,464.00	0.00	5,535,464.00	0.00	0.00	5,535,464.00	0.00	5,300,513.29	0.00	0.00	5,300,513.29	0.00	5,300,513.29	0.00	0.00	5,300,513.29	0.00	234,950.71	0.00	0.00	
Performance Based Bonus - Civilian	5010229014	0.00	5,535,464.00	5,535,464.00	0.00	5,535,464.00	0.00	0.00	5,535,464.00	0.00	5,300,513.29	0.00	0.00	5,300,513.29	0.00	5,300,513.29	0.00	0.00	5,300,513.29	0.00	234,950.71	0.00	0.00	
Pension and Gratuity Fund		0.00	78,694,322.00	78,694,322.00	0.00	78,694,322.00	0.00	0.00	78,694,322.00	3,269,274.54	3,059,579.36	55,985,337.40	16,170,432.00	78,484,623.30	3,269,274.54	3,059,579.36	32,797,667.20	39,358,102.20	78,484,623.30	0.00	209,698.70	0.00	0.00	
Other Personnel Benefits	5010400000	0.00	78,694,322.00	78,694,322.00	0.00	78,694,322.00	0.00	0.00	78,694,322.00	3,269,274.54	3,059,579.36	55,985,337.40	16,170,432.00	78,484,623.30	3,269,274.54	3,059,579.36	32,797,667.20	39,358,102.20	78,484,623.30	0.00	209,698.70	0.00	0.00	
Terminal Leave Benefits		0.00	78,694,322.00	78,694,322.00	0.00	78,694,322.00	0.00	0.00	78,694,322.00	3,269,274.54	3,059,579.36	55,985,337.40	16,170,432.00	78,484,623.30	3,269,274.54	3,059,579.36	32,797,667.20	39,358,102.20	78,484,623.30	0.00	209,698.70	0.00	0.00	
Pension Benefits - Civilian	5010401001	0.00	12,033,625.00	12,033,625.00	0.00	12,033,625.00	0.00	0.00	12,033,625.00	3,269,274.54	3,059,579.36	2,842,189.00	2,854,885.00	11,823,027.90	3,269,274.54	3,059,579.36	2,842,189.00	2,854,885.00	11,823,027.90	0.00	209,697.10	0.00	0.00	
Retirement Gratuity - Civilian	5010402001	0.00	26,736,270.00	26,736,270.00	0.00	26,736,270.00	0.00	0.00	26,736,270.00	0.00	0.00	13,420,722.80	13,315,647.00	26,736,269.80	0.00	0.00	13,420,722.80	13,315,647.00	26,736,269.80	0.00	0.20	0.00	0.00	
Terminal Leave Benefits - Civilian	5010403001	0.00	39,924,427.00	39,924,427.00	0.00	39,924,427.00	0.00	0.00	39,924,427.00	0.00	0.00	39,924,425.60	0.00	39,924,425.60	0.00	0.00	0.00	16,756,755.40	23,167,670.20	39,924,425.60	0.00	1.40	0.00	0.00
GRAND TOTAL		220,607,000.00	84,229,786.00	304,836,786.00	220,607,000.00	84,229,786.00	0.00	0.00	304,836,786.00	51,155,991.93	60,876,819.20	99,660,825.91	84,011,824.76	295,705,461.80	51,155,991.93	60,876,819.20	76,473,155.71	100,799,605.12	289,305,571.06	0.00	9,131,324.20	4,121,240.17	2,278,649.67	

Certified Correct:

 MARIE VIC L. SISON
 Administrative Officer II
 Date: 2023-01-31 17:26:34

Certified Correct:

 JUAN JOSEPH C. RODRIGUEZ
 Supervising Administrative Officer
 Date: 2023-01-31 17:26:34

Recommending Approval:
 JOSE MARIE C. CAPILI
 Assistant Government Corporate Counsel
 Date: 2023-01-31 17:32:28

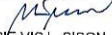
Approved By:
 ROGELIO V. QUEVEDO
 Government Corporate Counsel
 Date: 2023-01-31 17:36:15

STATEMENT OF OBLIGATIONS, DISBURSEMENTS, LIQUIDATIONS AND BALANCES for INTER-AGENCY FUND TRANSFERS
(for Source Agency use only)
As at the Quarter Ending December 31, 2022


Department : Department of Justice (DOJ)
 Agency/Entity : Office of the Government Corporate Counsel
 Operating Unit : < not applicable >
 Organization Code (UACS) : 15 006 0000000
 Fund Cluster : 01 - Regular Agency Fund
 (e.g. UACS Fund Cluster: 05-Internally Generated Funds and 06-Business Related Funds)

Particulars	Obligations							Disbursements (Funds Transferred To)					Liquidations				Unpaid Obligations	Unliquidated Fund Transfers	
	Obligation Request and Status		1st Quarter Ending March 31	2nd Quarter Ending June 30	3rd Quarter Ending Sept 30	4th Quarter Ending Dec 31	Total	1st Quarter Ending March 31	2nd Quarter Ending June 30	3rd Quarter Ending Sept 30	4th Quarter Ending Dec 31	Total	1st Quarter Ending March 31	2nd Quarter Ending June 30	3rd Quarter Ending Sept 30	4th Quarter Ending Dec 31			Total
	Number	Date																	
1	2	3	4	5	6	7	8=(4+5+6+7)	9	10	11	12	13=(9+10+11+12)	14	15	16	17	18=(14+15+16+17)	19=(8-13)	20=(13-18)

Certified Correct:


 MARIE VIC L. SISON
 Administrative Officer II
 Date: 2/1/23 1:30 AM

Certified Correct:


 RYAN JOSEPH C. RODRIGUEZ
 Supervising Administrative Officer
 Date: 2/1/23 1:30 AM

Recommending Approval:

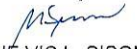
JOSE MARIE C. CAPILI
 Assistant Government Corporate Counsel
 Date:

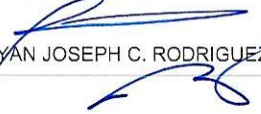
Approved By:

ROGELIO V. QUEVEDO
 Government Corporate Counsel
 Date:

Department: Department of Justice (DOJ)
Agency: Office of the Government Corporate Counsel
Operating Unit: < not applicable >
Organization Code (UACS) : 15 006 0000000

Name of Creditors	Obligation Request and Status			AGING OF UNPAID OBLIGATIONS							Remarks	
	Number	Date	Amount	Amount	90 days & below	91 to 180 days	181 to 270 days	271 to 365/366 days	More than 1 year but less than	More than 2 years		
				5=(6+7+8+9+10+11)	6	7	8	9	10	11		
1	2	3	4								12	
MSDR WATER REFILLING STATION	479-2	2022-12-28	4,500.00	4,500.00	4,500.00	0.00	0.00	0.00	0.00	0.00	0.00	Drinking Water for December 2022
MWSS	479-1	2022-12-28	861,803.71	861,803.71	861,803.71	0.00	0.00	0.00	0.00	0.00	0.00	rent for December 2022
PHILIPPINE POSTAL CORPORATION	479-25	2022-12-28	54,057.00	54,057.00	54,057.00	0.00	0.00	0.00	0.00	0.00	0.00	mailing services for December 2022
Terratek	479-35	2022-12-28	137,200.00	137,200.00	137,200.00	0.00	0.00	0.00	0.00	0.00	0.00	
UBIX CORPORATION	479-6	2022-12-28	27,675.36	27,675.36	27,675.36	0.00	0.00	0.00	0.00	0.00	0.00	rental of copy machines November 25 to December 23, 2022
Sub-total			4,321,357.67	4,321,357.67	4,321,357.67	0.00	0.00	0.00	0.00	0.00	0.00	
Total			4,321,357.67	4,321,357.67	4,321,357.67	0.00	0.00	0.00	0.00	0.00	0.00	
B. Not Yet Due and Demandable Obligations*			2,828,649.67	2,828,649.67	2,828,649.67	0.00	0.00	0.00	0.00	0.00	0.00	
B.1 Current Year's Appropriations			2,828,649.67	2,828,649.67	2,828,649.67	0.00	0.00	0.00	0.00	0.00	0.00	
Personnel Services			1,474,649.67	1,474,649.67	1,474,649.67	0.00	0.00	0.00	0.00	0.00	0.00	
BASILIA ANGELES	479-40	2022-12-28	677,064.74	677,064.74	677,064.74	0.00	0.00	0.00	0.00	0.00	0.00	Last Salary
GSIS	479-42	2022-12-28	348,798.00	348,798.00	348,798.00	0.00	0.00	0.00	0.00	0.00	0.00	Remittance
ROSHEN TUMANENG	479-41	2022-12-28	24,468.77	24,468.77	24,468.77	0.00	0.00	0.00	0.00	0.00	0.00	Last Salary
WILFREDO SUDIO JR.	479-39	2022-12-28	424,318.16	424,318.16	424,318.16	0.00	0.00	0.00	0.00	0.00	0.00	Last Salary
Maintenance and Other Operating Expenses			1,354,000.00	1,354,000.00	1,354,000.00	0.00	0.00	0.00	0.00	0.00	0.00	
CD Asia	479-38	2022-12-28	804,000.00	804,000.00	804,000.00	0.00	0.00	0.00	0.00	0.00	0.00	update of LIA
Globe	479-37	2022-12-28	550,000.00	550,000.00	550,000.00	0.00	0.00	0.00	0.00	0.00	0.00	cloud hosting
Sub-total			2,828,649.67	2,828,649.67	2,828,649.67	0.00	0.00	0.00	0.00	0.00	0.00	
Total			2,828,649.67	2,828,649.67	2,828,649.67	0.00	0.00	0.00	0.00	0.00	0.00	
GRAND TOTAL			7,150,007.34	7,150,007.34	7,150,007.34	0.00	0.00	0.00	0.00	0.00	0.00	
Total Current Year Appropriations			7,150,007.34	7,150,007.34	7,150,007.34	0.00	0.00	0.00	0.00	0.00	0.00	
Total Prior Years' Appropriations			0.00	0.00	0.00	0.00	0.00	0.00	0.00	0.00	0.00	

Certified Correct:

 MARIE VIC L. SISON
 Administrative Officer II
Date: 01/31/23 05:06 PM

Certified Correct:

 RYAN JOSEPH C. RODRIGUEZ
Date: 01/31/23 05:06 PM

Recommending Approval:
 JOSE MARIE C. CAPILI
Date: 01/31/23 05:33 PM

Approved By:
 ROGELIO V. QUEVEDO
 Government Corporate Counsel
Date: 01/31/23 05:36 PM

Department: Department of Justice (DOJ)
Agency: Office of the Government Corporate Counsel
Operating Unit: < not applicable >
Organization Code (UACS) : 15 006 000000

Name of Creditors	Obligation Request and Status			AGING OF UNPAID OBLIGATIONS							Remarks	
	Number	Date	Amount	Amount	90 days & below	91 to 180 days	181 to 270 days	271 to 365/366 days	More than 1 year but less than	More than 2 years		
	1	2	3	4	5=(6+7+8+9+10+11)	6	7	8	9	10		11
JAN-MICHAEL C. BUESER	479-12	2022-12-28	15,000.00	15,000.00	15,000.00	0.00	0.00	0.00	0.00	0.00	0.00	CNA for FY 2022
JASON CORTEL	479-49	2022-12-28	4,690.36	4,690.36	4,690.36	0.00	0.00	0.00	0.00	0.00	0.00	Salary differential - Dec
JOSE T. MALANG	479-14	2022-12-28	17,500.00	17,500.00	17,500.00	0.00	0.00	0.00	0.00	0.00	0.00	CNA for FY 2022
MA. ALICE A. TINAO	479-52	2022-12-28	7,650.50	7,650.50	7,650.50	0.00	0.00	0.00	0.00	0.00	0.00	Salary differential - Dec
MARIA CARMELA R. CAUPAYAN	479-56	2022-12-28	90,000.00	90,000.00	90,000.00	0.00	0.00	0.00	0.00	0.00	0.00	Unclaimed RATA
MARIA HANNA ORDONA	479-48	2022-12-28	1,125.82	1,125.82	1,125.82	0.00	0.00	0.00	0.00	0.00	0.00	Salary differential - Dec
MARLON V. PATULOT	479-10	2022-12-28	4,521.43	4,521.43	4,521.43	0.00	0.00	0.00	0.00	0.00	0.00	overtime pay for December 2022
MELISSA M. ACORDA	479-54	2022-12-28	132,000.00	132,000.00	132,000.00	0.00	0.00	0.00	0.00	0.00	0.00	Unclaimed RATA
OGCC Payroll Account	479-27	2022-12-28	170,000.00	170,000.00	170,000.00	0.00	0.00	0.00	0.00	0.00	0.00	RATA for January 2023
PRINCESS FATIMA T. PARAHIMAN	479-57	2022-12-28	30,000.00	30,000.00	30,000.00	0.00	0.00	0.00	0.00	0.00	0.00	Unclaimed RATA
RACHELLE FAYE M. AVILA-LOBO	479-55	2022-12-28	15,000.00	15,000.00	15,000.00	0.00	0.00	0.00	0.00	0.00	0.00	Unclaimed RATA
ROBERT O. DOLLER	479-16	2022-12-28	17,500.00	17,500.00	17,500.00	0.00	0.00	0.00	0.00	0.00	0.00	CNA for FY 2022
RONNIE S. ABELLAR	479-19	2022-12-28	17,500.00	17,500.00	17,500.00	0.00	0.00	0.00	0.00	0.00	0.00	CNA for FY 2022
ROSALINA U. BASCAO	479-21	2022-12-28	23,750.00	23,750.00	23,750.00	0.00	0.00	0.00	0.00	0.00	0.00	CNA for FY 2022
ROSEMARIE G. BELDIA	479-47	2022-12-28	2,056.36	2,056.36	2,056.36	0.00	0.00	0.00	0.00	0.00	0.00	Salary differential - Dec
WILFREDO P. SUDIO JR.,	479-22	2022-12-28	20,000.00	20,000.00	20,000.00	0.00	0.00	0.00	0.00	0.00	0.00	CNA for FY 2022
Maintenance and Other Operating Expenses			3,330,309.46	3,330,309.46	3,330,309.46	0.00	0.00	0.00	0.00	0.00	0.00	
AMREIVAX CORPORATION	479-7	2022-12-28	45,360.00	45,360.00	45,360.00	0.00	0.00	0.00	0.00	0.00	0.00	GAD activities health and wellness program
Care System	479-30	2022-12-28	14,600.00	14,600.00	14,600.00	0.00	0.00	0.00	0.00	0.00	0.00	Periodic maintenance of aircons
CIVIL SERVICE COMMISSION	479-28	2022-12-28	180,000.00	180,000.00	180,000.00	0.00	0.00	0.00	0.00	0.00	0.00	registration of 30 participants re: Values Orientation Workshop
DIAGNOSTICA TRADING	479-26	2022-12-28	123,750.00	123,750.00	123,750.00	0.00	0.00	0.00	0.00	0.00	0.00	"Go" Kit- Survival & Lifeline
Donato Enterprises	479-32	2022-12-28	20,117.50	20,117.50	20,117.50	0.00	0.00	0.00	0.00	0.00	0.00	LND Shirts
DQS	479-31	2022-12-28	71,680.00	71,680.00	71,680.00	0.00	0.00	0.00	0.00	0.00	0.00	ISO certifying body
Globe	479-36	2022-12-28	13,178.35	13,178.35	13,178.35	0.00	0.00	0.00	0.00	0.00	0.00	December mobile expenses
JAVI Outfitters	479-29	2022-12-28	40,500.00	40,500.00	40,500.00	0.00	0.00	0.00	0.00	0.00	0.00	Health and Wellness Shirt
JAVI Outfitters	479-34	2022-12-28	53,325.00	53,325.00	53,325.00	0.00	0.00	0.00	0.00	0.00	0.00	LND Shirts
JOHN JERICO R. SAMPEDRO	479-3	2022-12-28	6,815.00	6,815.00	6,815.00	0.00	0.00	0.00	0.00	0.00	0.00	Salary for December 16-31, 2022
Joneco Tech	479-33	2022-12-28	1,393,700.00	1,393,700.00	1,393,700.00	0.00	0.00	0.00	0.00	0.00	0.00	Laptops
METROPOLITAN WATERWORKS AND SEWERAGE SYSTEM-CORPORATE OFFICE	479-24	2022-12-28	282,047.54	282,047.54	282,047.54	0.00	0.00	0.00	0.00	0.00	0.00	electricity bill for two billing periods

AGING OF UNPAID OBLIGATIONS
As at December 31, 2022

Department: Department of Justice (DOJ)
 Agency: Office of the Government Corporate Counsel
 Operating Unit: < not applicable >
 Organization Code (UACS) : 15 006 0000000

Name of Creditors	Obligation Request and Status			AGING OF UNPAID OBLIGATIONS							Remarks
	Number	Date	Amount	Amount	90 days & below	91 to 180 days	181 to 270 days	271 to 365/366 days	More than 1 year but less than	More than 2 years	
				5=(6+7+8+9+10+11)	6	7	8	9	10	11	
A. Due and Demandable Obligations(Accounts Payable)*			4,321,357.67	4,321,357.67	4,321,357.67	0.00	0.00	0.00	0.00	0.00	
A.1 Current Year's Appropriations			4,321,357.67	4,321,357.67	4,321,357.67	0.00	0.00	0.00	0.00	0.00	
Personnel Services			991,048.21	991,048.21	991,048.21	0.00	0.00	0.00	0.00	0.00	
ALCHEL P. GACHITORENA	479-46	2022-12-28	1,188.82	1,188.82	1,188.82	0.00	0.00	0.00	0.00	0.00	Salary differential - Dec
ALDA G. REYES	479-59	2022-12-28	18,000.00	18,000.00	18,000.00	0.00	0.00	0.00	0.00	0.00	Unclaimed RATA
ANN MURRAY Y. SANTILLAN	479-60	2022-12-28	15,000.00	15,000.00	15,000.00	0.00	0.00	0.00	0.00	0.00	Unclaimed RATA
ARVIN DOMINIC M. BELANDO	479-17	2022-12-28	17,500.00	17,500.00	17,500.00	0.00	0.00	0.00	0.00	0.00	CNA for FY 2022
BASILIA S. ANGELES	479-20	2022-12-28	17,500.00	17,500.00	17,500.00	0.00	0.00	0.00	0.00	0.00	CNA for FY 2022
BEL D. DERAYUNAN	479-23	2022-12-28	22,500.00	22,500.00	22,500.00	0.00	0.00	0.00	0.00	0.00	CNA for FY 2022
DATU JAMIER L. MOKAMAD	479-8	2022-12-28	4,472.48	4,472.48	4,472.48	0.00	0.00	0.00	0.00	0.00	overtime pay for December 2022
DEMAREE JESUS B. RAVAL	479-58	2022-12-28	30,000.00	30,000.00	30,000.00	0.00	0.00	0.00	0.00	0.00	Unclaimed RATA
DORIS R. VERGARA	479-4	2022-12-28	5,000.00	5,000.00	5,000.00	0.00	0.00	0.00	0.00	0.00	Loyalty Award
EFREN B. GONZALES	479-15	2022-12-28	17,500.00	17,500.00	17,500.00	0.00	0.00	0.00	0.00	0.00	CNA for FY 2022
ELPIDIO J. VEGA	479-13	2022-12-28	17,500.00	17,500.00	17,500.00	0.00	0.00	0.00	0.00	0.00	CNA for FY 2022
EVELYN R. ESCUDERO	479-18	2022-12-28	17,500.00	17,500.00	17,500.00	0.00	0.00	0.00	0.00	0.00	CNA for FY 2022
FRANCIS JULIUS ROMEO D. DEL VALLE	479-5	2022-12-28	135,814.54	135,814.54	135,814.54	0.00	0.00	0.00	0.00	0.00	First Salary for Dec. 5, 2022 to Dec. 31, 2022
FRANZ CARMEL GAMIER	479-44	2022-12-28	4,007.73	4,007.73	4,007.73	0.00	0.00	0.00	0.00	0.00	Salary differential - Nov
FRANZ CARMEL GAMIER	479-45	2022-12-28	14,695.00	14,695.00	14,695.00	0.00	0.00	0.00	0.00	0.00	Salary differential - Dec
GLOREE KRYSTN G. SUPLICO	479-42	2022-12-28	9,683.10	9,683.10	9,683.10	0.00	0.00	0.00	0.00	0.00	Year-end bonus differential
HORACE E. CIMAFRANCA	479-53	2022-12-28	7,147.09	7,147.09	7,147.09	0.00	0.00	0.00	0.00	0.00	Salary differential - Dec
IAN COMETA	479-43	2022-12-28	25,917.50	25,917.50	25,917.50	0.00	0.00	0.00	0.00	0.00	First salary
ISIDORA MAE V. TABABA	479-11	2022-12-28	18,877.00	18,877.00	18,877.00	0.00	0.00	0.00	0.00	0.00	Salary for December 2022
JACKSEL I. CASIDSID	479-9	2022-12-28	4,472.48	4,472.48	4,472.48	0.00	0.00	0.00	0.00	0.00	overtime pay for December 2022
JAMEELA S. SADAIN-ALBANO	479-50	2022-12-28	3,531.00	3,531.00	3,531.00	0.00	0.00	0.00	0.00	0.00	Salary differential - Nov
JAMEELA S. SADAIN-ALBANO	479-51	2022-12-28	14,947.00	14,947.00	14,947.00	0.00	0.00	0.00	0.00	0.00	Salary differential - Dec

MONTHLY REPORT OF DISBURSEMENTS
For the month of December 2022


Department : Department of Justice (DOJ)
 Agency/Entity : Office of the Government Corporate Counsel
 Operating Unit : < not applicable >
 Organization Code (UACS) : 15 006 000000
 Fund Cluster : 01 Regular Agency Fund

Particulars	Current Year Budget					Prior Year's Budget										SUB-TOTAL	Trust Liabilities				Grand Total					Remarks		
	PS	MOOE	FinEx	CO	TOTAL	Prior Year's Accounts Payable					Current Year's Accounts Payable						PS	MOOE	CO	TOTAL	PS	MOOE	FinEx	CO	TOTAL			
						PS	MOOE	FinEx	CO	Sub-Total	PS	MOOE	FinEx	CO	Sub-Total												TOTAL	
1	2	3	4	5	6=(2+3+4+5)	7	8	9	10	11=(7+8+9+10)	12	13	14	15	16=(12+13+14+15)	17=(11+16)	18=(6+17)	19	20	21	22=(19+20+21)	23	24	25	26	27=(23+24+25+26)	28	
CASH DISBURSEMENTS	18,295,648.10	2,532,277.83	0.00	0.00	20,827,925.93	0.00	0.00	0.00	0.00	0.00	0.00	0.00	0.00	0.00	0.00	0.00	20,827,925.93	0.00	0.00	0.00	0.00	18,295,648.10	2,532,277.83	0.00	0.00	20,827,925.93	0.00	
Notice of Cash Allocation (NCA)	18,295,648.10	2,532,277.83	0.00	0.00	20,827,925.93	0.00	0.00	0.00	0.00	0.00	0.00	0.00	0.00	0.00	0.00	0.00	20,827,925.93	0.00	0.00	0.00	0.00	18,295,648.10	2,532,277.83	0.00	0.00	20,827,925.93	0.00	
MDS Checks Issued	5,116,139.53	2,354,104.31	0.00	0.00	7,470,243.84	0.00	0.00	0.00	0.00	0.00	0.00	0.00	0.00	0.00	0.00	0.00	7,470,243.84	0.00	0.00	0.00	0.00	5,116,139.53	2,354,104.31	0.00	0.00	7,470,243.84	0.00	
Advice to Debit Account	13,179,508.57	178,173.52	0.00	0.00	13,357,682.09	0.00	0.00	0.00	0.00	0.00	0.00	0.00	0.00	0.00	0.00	0.00	13,357,682.09	0.00	0.00	0.00	0.00	13,179,508.57	178,173.52	0.00	0.00	13,357,682.09	0.00	
Notice of Transfer Allocations (NTA)	0.00	0.00	0.00	0.00	0.00	0.00	0.00	0.00	0.00	0.00	0.00	0.00	0.00	0.00	0.00	0.00	0.00	0.00	0.00	0.00	0.00	0.00	0.00	0.00	0.00	0.00	0.00	0.00
MDS Checks Issued	0.00	0.00	0.00	0.00	0.00	0.00	0.00	0.00	0.00	0.00	0.00	0.00	0.00	0.00	0.00	0.00	0.00	0.00	0.00	0.00	0.00	0.00	0.00	0.00	0.00	0.00	0.00	0.00
Advice to Debit Account	0.00	0.00	0.00	0.00	0.00	0.00	0.00	0.00	0.00	0.00	0.00	0.00	0.00	0.00	0.00	0.00	0.00	0.00	0.00	0.00	0.00	0.00	0.00	0.00	0.00	0.00	0.00	0.00
Working Fund for FAPs	0.00	0.00	0.00	0.00	0.00	0.00	0.00	0.00	0.00	0.00	0.00	0.00	0.00	0.00	0.00	0.00	0.00	0.00	0.00	0.00	0.00	0.00	0.00	0.00	0.00	0.00	0.00	0.00
Cash Disbursement Calling (CDC)	0.00	0.00	0.00	0.00	0.00	0.00	0.00	0.00	0.00	0.00	0.00	0.00	0.00	0.00	0.00	0.00	0.00	0.00	0.00	0.00	0.00	0.00	0.00	0.00	0.00	0.00	0.00	0.00
TOTAL CASH DISBURSEMENTS	18,295,648.10	2,532,277.83	0.00	0.00	20,827,925.93	0.00	0.00	0.00	0.00	0.00	0.00	0.00	0.00	0.00	0.00	0.00	20,827,925.93	0.00	0.00	0.00	0.00	18,295,648.10	2,532,277.83	0.00	0.00	20,827,925.93	0.00	
NON-CASH DISBURSEMENTS	6,315,143.69	169,433.05	0.00	0.00	6,484,576.74	0.00	0.00	0.00	0.00	0.00	0.00	0.00	0.00	0.00	0.00	0.00	6,484,576.74	0.00	0.00	0.00	0.00	6,315,143.69	169,433.05	0.00	0.00	6,484,576.74	0.00	
Tax Remittance Advice Issued (TRA)	6,315,143.69	169,433.05	0.00	0.00	6,484,576.74	0.00	0.00	0.00	0.00	0.00	0.00	0.00	0.00	0.00	0.00	0.00	6,484,576.74	0.00	0.00	0.00	0.00	6,315,143.69	169,433.05	0.00	0.00	6,484,576.74	0.00	
Non-Cash Availment Authority (NCAA)	0.00	0.00	0.00	0.00	0.00	0.00	0.00	0.00	0.00	0.00	0.00	0.00	0.00	0.00	0.00	0.00	0.00	0.00	0.00	0.00	0.00	0.00	0.00	0.00	0.00	0.00	0.00	0.00
Disbursements effected through outright deductions from claims (please specify...)	0.00	0.00	0.00	0.00	0.00	0.00	0.00	0.00	0.00	0.00	0.00	0.00	0.00	0.00	0.00	0.00	0.00	0.00	0.00	0.00	0.00	0.00	0.00	0.00	0.00	0.00	0.00	0.00
Overpayment of expenses (e.g. personnel benefits)	0.00	0.00	0.00	0.00	0.00	0.00	0.00	0.00	0.00	0.00	0.00	0.00	0.00	0.00	0.00	0.00	0.00	0.00	0.00	0.00	0.00	0.00	0.00	0.00	0.00	0.00	0.00	0.00
Restitution for loss of government property	0.00	0.00	0.00	0.00	0.00	0.00	0.00	0.00	0.00	0.00	0.00	0.00	0.00	0.00	0.00	0.00	0.00	0.00	0.00	0.00	0.00	0.00	0.00	0.00	0.00	0.00	0.00	0.00
Liquidated damages and similar claims	0.00	0.00	0.00	0.00	0.00	0.00	0.00	0.00	0.00	0.00	0.00	0.00	0.00	0.00	0.00	0.00	0.00	0.00	0.00	0.00	0.00	0.00	0.00	0.00	0.00	0.00	0.00	0.00
Others (e.g. TEF, BTR, Documentary Stamp Tax, etc.)	0.00	0.00	0.00	0.00	0.00	0.00	0.00	0.00	0.00	0.00	0.00	0.00	0.00	0.00	0.00	0.00	0.00	0.00	0.00	0.00	0.00	0.00	0.00	0.00	0.00	0.00	0.00	0.00
TOTAL NON-CASH DISBURSEMENTS	6,315,143.69	169,433.05	0.00	0.00	6,484,576.74	0.00	0.00	0.00	0.00	0.00	0.00	0.00	0.00	0.00	0.00	0.00	6,484,576.74	0.00	0.00	0.00	0.00	6,315,143.69	169,433.05	0.00	0.00	6,484,576.74	0.00	
GRAND TOTAL	24,610,791.79	2,701,710.88	0.00	0.00	27,312,502.67	0.00	0.00	0.00	0.00	0.00	0.00	0.00	0.00	0.00	0.00	0.00	27,312,502.67	0.00	0.00	0.00	0.00	24,610,791.79	2,701,710.88	0.00	0.00	27,312,502.67	0.00	

SUMMARY

Particulars	Previous Report	This Month	As at Date
(1)	(2)	(3)	(4)
Total Disbursement Authorities Received	297,688,749.85	23,204,335.74	320,893,085.59
NCA	276,446,027.00	16,716,759.00	293,165,786.00
NTA	0.00	0.00	0.00
Working Fund	0.00	0.00	0.00
TRA	21,242,722.85	6,484,576.74	27,727,299.59
CDC	0.00	0.00	0.00
NCAA	0.00	0.00	0.00
Less: Notice of Transfer of Allocations (NTA)'s Issued	0.00	0.00	0.00
Total Disbursement Authorities Available	297,688,749.85	23,204,335.74	320,893,085.59
Less:	0.00	0.00	0.00
Issued NCA	11,873,958.45	0.00	11,873,958.45
Disbursements	231,605,059.78	66,816,914.99	298,421,974.77
Less: Other Non-Cash Disbursements	0.00	0.00	0.00
Disbursements effected through outright deductions from claims	0.00	0.00	0.00
Overpayment of expenses (e.g. personnel benefits)	0.00	0.00	0.00
Restitution for loss of government property	0.00	0.00	0.00
Liquidated damages and similar claims	0.00	0.00	0.00
Others (e.g. TEF, BTR, Docs Stamp, etc.)	0.00	0.00	0.00
Add: Less: Adjustments (e.g. cancelled/staled checks)	0.00	0.00	0.00
Balance of Disbursement Authorities as at date	54,209,731.82	(43,612,579.25)	10,597,152.57
Total Disbursements Program	225,364,031.89	66,816,914.99	292,180,946.88
Less: *Actual Disbursements	225,364,031.89	66,816,914.99	292,180,946.88
(Over)/Under spending	0.00	0.00	0.00

Notes: * The use of NTA is discouraged
 Notes: ** Amounts should tally with the grand total disbursement (column 27).

Certified Correct: 
 MARIE VIC L. SISON
 Administrative Officer II
 Date: 2023-01-26 12:03:27

Recommending Approval:
 JOSE MARIE C. CAPILI
 Assistant Government Corporate Counsel
 Date: 2023-01-26 12:05:30

Approved By:
 ROGELIO V. QUEVEDO
 Government Corporate Counsel
 Date: 2023-01-26 13:18:00