


MONTHLY REPORT OF DISBURSEMENTS
For the month of March 2022

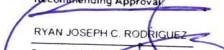
Department: Department of Justice (DOJ)
Agency/Entity: Office of the Government Corporate Counsel
Operating Unit: < not applicable >
Organization Code (UACS): 15 006 000000
Fund Cluster: 01 Regular Agency Fund


Particulars	Current Year Budget					Prior Year's Budget										Current Year's Accounts Payable					Prior Year's Accounts Payable					Trust Liabilities					Grand Total					Remarks
	PS	MOOE	FinEx	CO	TOTAL	Prior Year's Accounts Payable					Current Year's Accounts Payable					Trust Liabilities					Grand Total															
						PS	MOOE	FinEx	CO	Sub-Total	PS	MOOE	FinEx	CO	Sub-Total	TOTAL	SUB-TOTAL	PS	MOOE	CO	TOTAL	PS	MOOE	FinEx	CO	TOTAL										
CASH DISBURSEMENTS	15,330,067.29	1,568,634.85	0.00	3,768,886.00	20,667,585.13	604,922.97	0.00	0.00	0.00	0.00	604,922.97	0.00	0.00	0.00	0.00	604,922.97	21,272,508.10	0.00	0.00	0.00	0.00	0.00	15,934,985.25	1,568,634.85	0.00	3,768,886.00	21,272,508.10	28								
Notice of Cash Allocation (NCA)	15,330,067.29	1,568,634.85	0.00	3,768,886.00	20,667,585.13	604,922.97	0.00	0.00	0.00	0.00	604,922.97	0.00	0.00	0.00	0.00	604,922.97	21,272,508.10	0.00	0.00	0.00	0.00	0.00	15,934,985.25	1,568,634.85	0.00	3,768,886.00	21,272,508.10									
MDS Checks Issued	14,582,375.17	1,568,634.85	0.00	3,768,886.00	20,119,896.02	604,922.97	0.00	0.00	0.00	0.00	604,922.97	0.00	0.00	0.00	0.00	604,922.97	20,924,830.96	0.00	0.00	0.00	0.00	0.00	15,581,248.14	1,568,634.85	0.00	3,768,886.00	20,924,830.96									
Advice to Debit Account	347,687.11	0.00	0.00	0.00	347,687.11	0.00	0.00	0.00	0.00	0.00	0.00	0.00	0.00	0.00	0.00	0.00	347,687.11	0.00	0.00	0.00	0.00	0.00	0.00	0.00	0.00	0.00	347,687.11									
Notice of Transfer Allocations (NTA)	0.00	0.00	0.00	0.00	0.00	0.00	0.00	0.00	0.00	0.00	0.00	0.00	0.00	0.00	0.00	0.00	0.00	0.00	0.00	0.00	0.00	0.00	0.00	0.00	0.00	0.00	0.00									
MDS Checks Issued	0.00	0.00	0.00	0.00	0.00	0.00	0.00	0.00	0.00	0.00	0.00	0.00	0.00	0.00	0.00	0.00	0.00	0.00	0.00	0.00	0.00	0.00	0.00	0.00	0.00	0.00	0.00									
Advice to Debit Account	0.00	0.00	0.00	0.00	0.00	0.00	0.00	0.00	0.00	0.00	0.00	0.00	0.00	0.00	0.00	0.00	0.00	0.00	0.00	0.00	0.00	0.00	0.00	0.00	0.00	0.00	0.00									
Working Fund for FAPs	0.00	0.00	0.00	0.00	0.00	0.00	0.00	0.00	0.00	0.00	0.00	0.00	0.00	0.00	0.00	0.00	0.00	0.00	0.00	0.00	0.00	0.00	0.00	0.00	0.00	0.00	0.00									
Cash Disbursement Ceiling (CDC)	0.00	0.00	0.00	0.00	0.00	0.00	0.00	0.00	0.00	0.00	0.00	0.00	0.00	0.00	0.00	0.00	0.00	0.00	0.00	0.00	0.00	0.00	0.00	0.00	0.00	0.00	0.00									
TOTAL CASH DISBURSEMENTS	15,330,067.29	1,568,634.85	0.00	3,768,886.00	20,967,595.13	604,922.97	0.00	0.00	0.00	0.00	604,922.97	0.00	0.00	0.00	0.00	604,922.97	21,272,508.10	0.00	0.00	0.00	0.00	0.00	0.00	15,934,985.25	1,568,634.85	0.00	3,768,886.00	21,272,508.10								
NON-CASH DISBURSEMENTS	1,954,681.47	89,971.64	0.00	2,019,047.71	2,245,957.82	40,142.04	0.00	0.00	0.00	0.00	40,142.04	0.00	0.00	0.00	0.00	40,142.04	2,286,099.86	0.00	0.00	0.00	0.00	0.00	1,995,123.51	89,971.64	0.00	2,019,047.71	2,286,099.86									
Tax Remittance Advices Issued (TRA)	1,954,681.47	89,971.64	0.00	2,019,047.71	2,245,957.82	40,142.04	0.00	0.00	0.00	0.00	40,142.04	0.00	0.00	0.00	0.00	40,142.04	2,286,099.86	0.00	0.00	0.00	0.00	0.00	1,995,123.51	89,971.64	0.00	2,019,047.71	2,286,099.86									
Non-Cash Advaitment Authority (NCAA)	0.00	0.00	0.00	0.00	0.00	0.00	0.00	0.00	0.00	0.00	0.00	0.00	0.00	0.00	0.00	0.00	0.00	0.00	0.00	0.00	0.00	0.00	0.00	0.00	0.00	0.00	0.00									
Disbursements effected through outright deductions from claims (please specify)	0.00	0.00	0.00	0.00	0.00	0.00	0.00	0.00	0.00	0.00	0.00	0.00	0.00	0.00	0.00	0.00	0.00	0.00	0.00	0.00	0.00	0.00	0.00	0.00	0.00	0.00	0.00									
Overpayment of expensative (purchased benefits)	0.00	0.00	0.00	0.00	0.00	0.00	0.00	0.00	0.00	0.00	0.00	0.00	0.00	0.00	0.00	0.00	0.00	0.00	0.00	0.00	0.00	0.00	0.00	0.00	0.00	0.00	0.00									
Restitution for loss of government property	0.00	0.00	0.00	0.00	0.00	0.00	0.00	0.00	0.00	0.00	0.00	0.00	0.00	0.00	0.00	0.00	0.00	0.00	0.00	0.00	0.00	0.00	0.00	0.00	0.00	0.00	0.00									
Liquidated damages and similar claims	0.00	0.00	0.00	0.00	0.00	0.00	0.00	0.00	0.00	0.00	0.00	0.00	0.00	0.00	0.00	0.00	0.00	0.00	0.00	0.00	0.00	0.00	0.00	0.00	0.00	0.00	0.00									
Others (e.g. TEF, BTI, Docs Stamp, etc.)	0.00	0.00	0.00	0.00	0.00	0.00	0.00	0.00	0.00	0.00	0.00	0.00	0.00	0.00	0.00	0.00	0.00	0.00	0.00	0.00	0.00	0.00	0.00	0.00	0.00	0.00	0.00									
TOTAL NON-CASH DISBURSEMENTS	1,954,681.47	89,971.64	0.00	2,019,047.71	2,245,957.82	40,142.04	0.00	0.00	0.00	0.00	40,142.04	0.00	0.00	0.00	0.00	40,142.04	2,286,099.86	0.00	0.00	0.00	0.00	0.00	0.00	1,995,123.51	89,971.64	0.00	2,019,047.71	2,286,099.86								
GRAND TOTAL	17,284,748.75	1,657,706.49	0.00	3,970,752.71	22,913,542.95	645,065.01	0.00	0.00	0.00	0.00	645,065.01	0.00	0.00	0.00	0.00	645,065.01	23,558,607.96	0.00	0.00	0.00	0.00	0.00	0.00	17,930,108.76	1,657,706.49	0.00	3,970,752.71	23,558,607.96								

Particulars	Previous Report	This Month	As at Date
(1)	(2)	(3)	(4)
Total Disbursement Authorized Received	36,174,444.03	18,395,858.86	54,570,302.89
NCA	18,395,858.86	54,570,302.89	
NTA	32,219,516.00	16,109,759.00	48,329,275.00
Working Fund	0.00	0.00	0.00
TRA	0.00	0.00	0.00
CDC	3,954,929.03	2,286,099.86	6,241,027.89
NCAA	0.00	0.00	0.00
Less: Notice of Transfer of Allocations (NTA) issued	0.00	0.00	0.00
Total Disbursement Authorities Available	36,174,444.03	18,395,858.86	54,570,302.89
Less:			
Lapsed NCA	0.00	0.00	0.00
Disbursements	26,955,385.51	27,513,535.96	54,468,921.50
Less: Other Non-Cash Disbursements	0.00	0.00	0.00
Disbursements effected through outright deductions from claims	0.00	0.00	0.00
Overpayment of expensative (purchased benefits)	0.00	0.00	0.00
Restitution for loss of government property	0.00	0.00	0.00
Liquidated damages and similar claims	0.00	0.00	0.00
Others (e.g. TEF, BTI, Docs Stamp, etc.)	0.00	0.00	0.00
Adjustments (e.g. cancelled/staled checks)	0.00	0.00	0.00
Balance of Disbursement Authorities as at date	9,219,058.52	(9,117,677.13)	101,381.39
Total Disbursements Program	26,955,385.51	27,513,535.96	48,227,893.61
Less: Actual Disbursements	26,955,385.51	27,513,535.96	48,227,893.61
Over/Under Spending	0.00	0.00	0.00

Notes: * The use of NTA is discouraged
Notes: ** Amounts should tally with the grand total disbursement (column 27).

Certified Correct:

MARIE VIQ L. SISON
Administrative Officer II
Date: 2022-04-26 15:17:25

Recommending Approval:

RYLAN JOSEPH C. RODRIGUEZ
Supervising Administrative Officer
Date: 2022-04-26 15:19:20

Approved By:

MARC ALEXIS M. ARABE
Chief Administrative Officer
Date: 2022-04-26 15:21:15