

STATEMENT OF APPROPRIATIONS, ALLOTMENTS, OBLIGATIONS, DISBURSEMENTS AND BALANCES  
As at the Quarter Ending September 30, 2020

Department : Department of Justice (DOJ)  
 Agency/Entity : Office of the Government Corporate Counsel  
 Operating Unit : < not applicable >  
 Organization Code : 15 006 0000000  
 Fund Cluster : 01 Regular Agency Fund  
 (e.g. UACS Fund Cluster: 01-Regular Agency Fund, 02-Foreign Assisted Projects Fund, 03-Special Account-Locally Funded/Domestic Grants Fund, and 04-Special Account-Foreign Assisted/Foreign Grants Fund)

X	Current Year Appropriations
	Supplemental
	Continuing Appropriations

Particulars	UACS CODE	Appropriations			Allotments			Current Year Obligations							Current Year Disbursements				Balances				
		Authorized Appropriations	Adjustments (Transfer To/From, Modifications)	Adjusted Appropriations	Allotments Received	Adjustments (Reductions, Modifications/ Augmentations)	Transfer To	Transfer From	Adjusted Total Allotments	1st Quarter Ending March 31	2nd Quarter Ending June 30	3rd Quarter Ending Sept. 30	4th Quarter Ending Dec. 31	TOTAL	1st Quarter Ending March 31	2nd Quarter Ending June 30	3rd Quarter Ending Sept. 30	4th Quarter Ending Dec. 31	TOTAL	Unreleased Appro	Unobligated Allotments	Unpaid Obligations (15-20)-(E3-24)	
																						Due and Demandable	Not Yet Due and Demandable
1	2	3	4	5=(3+4)	6	7	8	9	10=-(8+)-(7)-6+9	11	12	13	14	15=(11+12+13+14)	16	17	18	19	20=(16+17+18+19)	21	22	23	24
I. Agency Specific Budget		185,957,000.00	(3,175,600.00)	181,581,400.00	171,881,400.00	0.00	0.00	0.00	171,881,400.00	48,892,201.42	33,975,776.23	38,104,868.61	0.00	118,772,846.26	38,282,899.13	44,370,501.52	38,139,845.61	0.00	118,772,846.26	10,000,000.00	53,108,593.74	0.00	0.00
General Administration and Support	10000000000000	48,661,000.00	0.00	48,661,000.00	38,661,000.00	0.00	0.00	0.00	38,661,000.00	9,343,610.28	5,790,706.12	7,578,488.34	0.00	22,712,804.74	7,010,256.64	8,124,060.76	7,578,488.34	0.00	22,712,804.74	10,000,000.00	15,848,195.26	0.00	0.00
General Management and Supervision	100000100001000	48,661,000.00	0.00	48,661,000.00	38,661,000.00	0.00	0.00	0.00	38,661,000.00	9,343,610.28	5,790,706.12	7,578,488.34	0.00	22,712,804.74	7,010,256.64	8,124,060.76	7,578,488.34	0.00	22,712,804.74	10,000,000.00	15,848,195.26	0.00	0.00
PS		28,505,000.00	0.00	28,505,000.00	28,505,000.00	0.00	0.00	0.00	28,505,000.00	8,441,973.82	5,624,942.57	6,496,665.74	0.00	20,565,582.43	6,108,619.18	7,958,297.51	6,496,665.74	0.00	20,565,582.43	0.00	7,939,437.57	0.00	0.00
MOGE		11,888,000.00	0.00	11,888,000.00	8,888,000.00	0.00	0.00	0.00	8,888,000.00	901,636.46	165,763.25	1,079,822.60	0.00	2,147,222.31	901,636.46	165,763.25	1,079,822.60	0.00	2,147,222.31	5,000,000.00	4,738,777.69	0.00	0.00
CO		8,270,000.00	0.00	8,270,000.00	3,270,000.00	0.00	0.00	0.00	3,270,000.00	0.00	0.00	0.00	0.00	0.00	0.00	0.00	0.00	0.00	0.00	5,000,000.00	3,270,000.00	0.00	0.00
Sub-Total, General Administration and Support		48,661,000.00	0.00	48,661,000.00	38,661,000.00	0.00	0.00	0.00	38,661,000.00	9,343,610.28	5,790,706.12	7,578,488.34	0.00	22,712,804.74	7,010,256.64	8,124,060.76	7,578,488.34	0.00	22,712,804.74	10,000,000.00	15,848,195.26	0.00	0.00
PS		28,505,000.00	0.00	28,505,000.00	28,505,000.00	0.00	0.00	0.00	28,505,000.00	8,441,973.82	5,624,942.57	6,496,665.74	0.00	20,565,582.43	6,108,619.18	7,958,297.51	6,496,665.74	0.00	20,565,582.43	0.00	7,939,437.57	0.00	0.00
MOGE		11,888,000.00	0.00	11,888,000.00	8,888,000.00	0.00	0.00	0.00	8,888,000.00	901,636.46	165,763.25	1,079,822.60	0.00	2,147,222.31	901,636.46	165,763.25	1,079,822.60	0.00	2,147,222.31	5,000,000.00	4,738,777.69	0.00	0.00
FinEx (if Applicable)		0.00	0.00	0.00	0.00	0.00	0.00	0.00	0.00	0.00	0.00	0.00	0.00	0.00	0.00	0.00	0.00	0.00	0.00	0.00	0.00	0.00	0.00
CO		8,270,000.00	0.00	8,270,000.00	3,270,000.00	0.00	0.00	0.00	3,270,000.00	0.00	0.00	0.00	0.00	0.00	0.00	0.00	0.00	0.00	0.00	5,000,000.00	3,270,000.00	0.00	0.00
Operations	30000000000000	136,396,000.00	(3,175,600.00)	133,220,400.00	133,220,400.00	0.00	0.00	0.00	133,220,400.00	37,348,591.14	28,185,070.11	30,526,380.27	0.00	96,060,041.52	29,252,443.48	36,246,440.76	30,561,157.27	0.00	96,060,041.52	0.00	37,160,358.48	0.00	0.00
UJ - Efficient Legal Services for Government Corporations Enclosed		136,396,000.00	(3,175,600.00)	133,220,400.00	133,220,400.00	0.00	0.00	0.00	133,220,400.00	37,348,591.14	28,185,070.11	30,526,380.27	0.00	96,060,041.52	29,252,443.48	36,246,440.76	30,561,157.27	0.00	96,060,041.52	0.00	37,160,358.48	0.00	0.00
LEGAL SERVICES FOR GOVERNMENT CORPORATIONS PROGRAM		136,396,000.00	(3,175,600.00)	133,220,400.00	133,220,400.00	0.00	0.00	0.00	133,220,400.00	37,348,591.14	28,185,070.11	30,526,380.27	0.00	96,060,041.52	29,252,443.48	36,246,440.76	30,561,157.27	0.00	96,060,041.52	0.00	37,160,358.48	0.00	0.00
Legal Services to GOCCs	310100100001000	136,396,000.00	(3,175,600.00)	133,220,400.00	133,220,400.00	0.00	0.00	0.00	133,220,400.00	37,348,591.14	28,185,070.11	30,526,380.27	0.00	96,060,041.52	29,252,443.48	36,246,440.76	30,561,157.27	0.00	96,060,041.52	0.00	37,160,358.48	0.00	0.00
PS		114,796,000.00	0.00	114,796,000.00	114,796,000.00	0.00	0.00	0.00	114,796,000.00	35,500,201.89	26,903,488.91	28,588,276.89	0.00	90,991,947.69	27,404,054.24	34,999,616.56	28,588,276.89	0.00	90,991,947.69	0.00	23,804,052.31	0.00	0.00
MOGE		16,500,000.00	(175,600.00)	16,324,400.00	16,324,400.00	0.00	0.00	0.00	16,324,400.00	1,813,889.25	1,281,601.20	1,938,103.38	0.00	5,033,593.83	1,813,889.25	1,246,624.20	1,972,880.38	0.00	5,033,593.83	0.00	11,290,806.17	0.00	0.00
CO		5,100,000.00	(3,000,000.00)	2,100,000.00	2,100,000.00	0.00	0.00	0.00	2,100,000.00	34,500.00	0.00	0.00	0.00	34,500.00	34,500.00	0.00	0.00	0.00	34,500.00	0.00	2,865,500.00	0.00	0.00
Sub-Total, Operations		136,396,000.00	(3,175,600.00)	133,220,400.00	133,220,400.00	0.00	0.00	0.00	133,220,400.00	37,348,591.14	28,185,070.11	30,526,380.27	0.00	96,060,041.52	29,252,443.48	36,246,440.76	30,561,157.27	0.00	96,060,041.52	0.00	37,160,358.48	0.00	0.00
PS		114,796,000.00	0.00	114,796,000.00	114,796,000.00	0.00	0.00	0.00	114,796,000.00	35,500,201.89	26,903,488.91	28,588,276.89	0.00	90,991,947.69	27,404,054.24	34,999,616.56	28,588,276.89	0.00	90,991,947.69	0.00	23,804,052.31	0.00	0.00
MOGE		16,500,000.00	(175,600.00)	16,324,400.00	16,324,400.00	0.00	0.00	0.00	16,324,400.00	1,813,889.25	1,281,601.20	1,938,103.38	0.00	5,033,593.83	1,813,889.25	1,246,624.20	1,972,880.38	0.00	5,033,593.83	0.00	11,290,806.17	0.00	0.00
FinEx (if Applicable)		0.00	0.00	0.00	0.00	0.00	0.00	0.00	0.00	0.00	0.00	0.00	0.00	0.00	0.00	0.00	0.00	0.00	0.00	0.00	0.00	0.00	0.00
CO		5,100,000.00	(3,000,000.00)	2,100,000.00	2,100,000.00	0.00	0.00	0.00	2,100,000.00	34,500.00	0.00	0.00	0.00	34,500.00	34,500.00	0.00	0.00	0.00	34,500.00	0.00	2,865,500.00	0.00	0.00

Department : Department of Justice (DOJ)  
 Agency/Entity : Office of the Government Corporate Counsel  
 Operating Unit : < not applicable >  
 Organization Code : 15 006 0000000  
 Fund Cluster : 01 Regular Agency Fund

(e.g. UACS Fund Cluster: 01-Regular Agency Fund, 02-Foreign Assisted Projects Fund, 03-Special Account-Locally Funded/Domestic Grants Fund, and 04-Special Account-Foreign Assisted/Foreign Grants Fund)

X	Current Year Appropriations
	Supplemental
	Continuing Appropriations

Particulars	UACS CODE	Appropriations			Allotments			Current Year Obligations					Current Year Disbursements					Balances					
		Authorized Appropriations	Adjustments (Transfer To/From, Modifications)	Adjusted Appropriations	Allotments Received	Adjustments (Reductions, Modifications/ Augmentations)	Transfer To	Transfer From	Adjusted Total Allotments	1st Quarter Ending March 31	2nd Quarter Ending June 30	3rd Quarter Ending Sept 30	4th Quarter Ending Dec. 31	TOTAL	1st Quarter Ending March 31	2nd Quarter Ending June 30	3rd Quarter Ending Sept. 30	4th Quarter Ending Dec. 31	TOTAL	Unreleased Appro	Unobligated Allotments	Unpaid Obligations (15-20)+(23+24)	
		3	4	5=(3+4)	6	7	8	9	10=[(6)+(7)-8+9]	11	12	13	14	15=(11+12+13+14)	16	17	18	19	20=(16+17+18+19)	21	22	23	24
<b>Sub-Total, I. Agency Specific Budget</b>		185,057,000.00	(3,175,000.00)	181,881,400.00	171,881,400.00	0.00	0.00	171,881,400.00	46,692,201.42	33,875,776.23	39,104,866.61	0.00	118,772,844.26	36,262,699.13	44,370,501.52	38,139,645.61	0.00	118,772,844.26	10,000,000.00	53,198,563.74	0.00	0.00	
PS		143,301,000.00	0.00	143,301,000.00	143,301,000.00	0.00	0.00	143,301,000.00	43,542,175.71	32,528,411.78	35,095,942.63	0.00	111,557,530.12	33,512,673.42	42,957,914.07	35,095,942.63	0.00	111,557,530.12	0.00	31,743,469.66	0.00	0.00	
MOOE		28,386,000.00	(175,000.00)	28,210,400.00	23,210,400.00	0.00	0.00	23,210,400.00	2,715,525.71	1,447,364.45	3,017,925.98	0.00	7,180,816.14	2,715,525.71	1,412,587.45	3,052,702.98	0.00	7,180,816.14	5,000,000.00	16,029,583.86	0.00	0.00	
FNEs (if Applicable)		0.00	0.00	0.00	0.00	0.00	0.00	0.00	0.00	0.00	0.00	0.00	0.00	0.00	0.00	0.00	0.00	0.00	0.00	0.00	0.00	0.00	
CO		13,370,000.00	(3,000,000.00)	10,370,000.00	5,370,000.00	0.00	0.00	5,370,000.00	34,500.00	0.00	0.00	0.00	34,500.00	0.00	0.00	0.00	0.00	34,500.00	5,000,000.00	5,335,500.00	0.00	0.00	
<b>II. Automatic Appropriations</b>		8,687,000.00	(8,334,061.00)	2,352,939.00	8,838,939.00	(6,487,000.00)	0.00	2,352,939.00	2,438,829.40	0.00	73,420.56	0.00	2,512,249.96	1,650,618.88	788,210.52	73,420.56	0.00	2,512,249.96	0.00	(159,310.96)	0.00	0.00	
Specific Budgets of National Government Agencies		8,687,000.00	(8,334,061.00)	2,352,939.00	8,838,939.00	(6,487,000.00)	0.00	2,352,939.00	2,438,829.40	0.00	73,420.56	0.00	2,512,249.96	1,650,618.88	788,210.52	73,420.56	0.00	2,512,249.96	0.00	(159,310.96)	0.00	0.00	
Retirement and Life Insurance Premiums		8,687,000.00	(8,334,061.00)	2,352,939.00	8,838,939.00	(6,487,000.00)	0.00	2,352,939.00	2,438,829.40	0.00	73,420.56	0.00	2,512,249.96	1,650,618.88	788,210.52	73,420.56	0.00	2,512,249.96	0.00	(159,310.96)	0.00	0.00	
PS		8,687,000.00	(8,334,061.00)	2,352,939.00	8,838,939.00	(6,487,000.00)	0.00	2,352,939.00	2,438,829.40	0.00	73,420.56	0.00	2,512,249.96	1,650,618.88	788,210.52	73,420.56	0.00	2,512,249.96	0.00	(159,310.96)	0.00	0.00	
Sub-Total II. Automatic Appropriations		8,687,000.00	(8,334,061.00)	2,352,939.00	8,838,939.00	(6,487,000.00)	0.00	2,352,939.00	2,438,829.40	0.00	73,420.56	0.00	2,512,249.96	1,650,618.88	788,210.52	73,420.56	0.00	2,512,249.96	0.00	(159,310.96)	0.00	0.00	
PS		8,687,000.00	(8,334,061.00)	2,352,939.00	8,838,939.00	(6,487,000.00)	0.00	2,352,939.00	2,438,829.40	0.00	73,420.56	0.00	2,512,249.96	1,650,618.88	788,210.52	73,420.56	0.00	2,512,249.96	0.00	(159,310.96)	0.00	0.00	
MOOE		0.00	0.00	0.00	0.00	0.00	0.00	0.00	0.00	0.00	0.00	0.00	0.00	0.00	0.00	0.00	0.00	0.00	0.00	0.00	0.00	0.00	
FNEs		0.00	0.00	0.00	0.00	0.00	0.00	0.00	0.00	0.00	0.00	0.00	0.00	0.00	0.00	0.00	0.00	0.00	0.00	0.00	0.00	0.00	
CO		0.00	0.00	0.00	0.00	0.00	0.00	0.00	0.00	0.00	0.00	0.00	0.00	0.00	0.00	0.00	0.00	0.00	0.00	0.00	0.00	0.00	
<b>III. Special Purpose Fund</b>		0.00	15,284,581.00	15,284,581.00	0.00	15,284,581.00	0.00	15,284,581.00	8,659,266.73	2,698,212.09	2,588,372.04	0.00	11,945,850.86	6,659,266.73	2,698,212.09	2,588,372.04	0.00	11,945,850.86	0.00	3,338,730.14	0.00	0.00	
Miscellaneous Personal Benefits Fund		0.00	7,126,870.00	7,126,870.00	0.00	7,126,870.00	0.00	7,126,870.00	3,951,054.64	0.00	0.00	0.00	3,951,054.64	3,951,054.64	0.00	0.00	0.00	3,951,054.64	0.00	3,165,815.36	0.00	0.00	
PS		0.00	7,126,870.00	7,126,870.00	0.00	7,126,870.00	0.00	7,126,870.00	3,951,054.64	0.00	0.00	0.00	3,951,054.64	3,951,054.64	0.00	0.00	0.00	3,951,054.64	0.00	3,165,815.36	0.00	0.00	
Pension and Gratuity Fund		0.00	8,157,711.00	8,157,711.00	0.00	8,157,711.00	0.00	8,157,711.00	2,698,212.09	2,698,212.09	2,588,372.04	0.00	7,984,796.22	2,698,212.09	2,698,212.09	2,588,372.04	0.00	7,984,796.22	0.00	172,914.78	0.00	0.00	
PS		0.00	8,157,711.00	8,157,711.00	0.00	8,157,711.00	0.00	8,157,711.00	2,698,212.09	2,698,212.09	2,588,372.04	0.00	7,984,796.22	2,698,212.09	2,698,212.09	2,588,372.04	0.00	7,984,796.22	0.00	172,914.78	0.00	0.00	
Sub-Total III. Special Purpose Fund		0.00	15,284,581.00	15,284,581.00	0.00	15,284,581.00	0.00	15,284,581.00	8,659,266.73	2,698,212.09	2,588,372.04	0.00	11,945,850.86	6,659,266.73	2,698,212.09	2,588,372.04	0.00	11,945,850.86	0.00	3,338,730.14	0.00	0.00	
PS		0.00	15,284,581.00	15,284,581.00	0.00	15,284,581.00	0.00	15,284,581.00	8,659,266.73	2,698,212.09	2,588,372.04	0.00	11,945,850.86	6,659,266.73	2,698,212.09	2,588,372.04	0.00	11,945,850.86	0.00	3,338,730.14	0.00	0.00	
MOOE		0.00	0.00	0.00	0.00	0.00	0.00	0.00	0.00	0.00	0.00	0.00	0.00	0.00	0.00	0.00	0.00	0.00	0.00	0.00	0.00	0.00	
FNEs		0.00	0.00	0.00	0.00	0.00	0.00	0.00	0.00	0.00	0.00	0.00	0.00	0.00	0.00	0.00	0.00	0.00	0.00	0.00	0.00	0.00	
CO		0.00	0.00	0.00	0.00	0.00	0.00	0.00	0.00	0.00	0.00	0.00	0.00	0.00	0.00	0.00	0.00	0.00	0.00	0.00	0.00	0.00	
<b>GRAND TOTAL</b>		193,744,000.00	(5,774,920.00)	187,969,080.00	180,721,339.00	8,797,581.00	0.00	189,518,920.00	55,790,297.55	36,873,988.32	40,766,661.21	0.00	133,230,947.08	44,572,584.74	47,850,924.13	40,801,438.21	0.00	133,230,947.08	10,000,000.00	56,287,972.92	0.00	0.00	
PS		151,988,000.00	(8,950,500.00)	143,037,500.00	152,140,939.00	8,797,581.00	0.00	150,938,520.00	53,040,211.84	35,326,623.67	37,748,735.23	0.00	126,015,630.94	41,822,569.03	46,444,336.69	37,748,735.23	0.00	126,015,630.94	0.00	34,922,869.00	0.00	0.00	
MOOE		28,386,000.00	(175,000.00)	28,210,400.00	23,210,400.00	0.00	0.00	23,210,400.00	2,715,525.71	1,447,364.45	3,017,925.98	0.00	7,180,816.14	2,715,525.71	1,412,587.45	3,052,702.98	0.00	7,180,816.14	5,000,000.00	16,029,583.86	0.00	0.00	
CO		13,370,000.00	(3,000,000.00)	10,370,000.00	5,370,000.00	0.00	0.00	5,370,000.00	34,500.00	0.00	0.00	0.00	34,500.00	0.00	0.00	0.00	0.00	34,500.00	5,000,000.00	5,335,500.00	0.00	0.00	
<b>Recapitulation by CO:</b>																							
I. Agency Specific Budget		136,396,000.00	(3,175,000.00)	133,220,400.00	133,220,400.00	0.00	0.00	133,220,400.00	37,348,091.14	28,185,070.11	30,326,380.27	0.00	96,060,041.52	29,252,443.49	36,746,448.76	30,561,157.27	0.00	96,060,041.52	0.00	37,160,358.48	0.00	0.00	
LEGAL SERVICES FOR GOVERNMENT CORPORATIONS PROGRAM		136,396,000.00	(3,175,000.00)	133,220,400.00	133,220,400.00	0.00	0.00	133,220,400.00	37,348,091.14	28,185,070.11	30,326,380.27	0.00	96,060,041.52	29,252,443.49	36,746,448.76	30,561,157.27	0.00	96,060,041.52	0.00	37,160,358.48	0.00	0.00	


Certified Correct: \*

  
MARIE VIC L. SISON

Admin Officer II - Acting Budget Officer

Date: 2020-10-31 10:10:31.0

Certified Correct:

  
RYAN JOSEPH C. RODRIGUEZ

Accountant

Date: 2020-10-31 10:10:31.0

Recommending Approval:

  
MARC ALEXIS M. ARABE

Chief Admin Officer

Date: 2020-10-31 13:19:

Approved By:



ELPIDIO J. VEGA

Government Corporate Counsel

Date: 2020-10-31 13:37:





List of Allotments and Sub-Allotments  
As at the quarter ending September 30, 2020

Department : Department of Justice (DOJ)  
 Agency/Entity : Office of the Government Corporate Counsel  
 Operating Unit : < not applicable >  
 Organization Code : 15 006 0000000  
 Fund Cluster : 01 Regular Agency Fund  
 (e.g. UACS Fund Cluster: 01-Regular Agency Fund, 02-Foreign Assisted Projects Fund, 03-Special Account-Locally Funded/Domestic Grants Fund, and 04-Special Account-Foreign Assisted/Foreign Grants Fund)

X	Current Year Appropriations
	Supplemental Appropriations
	Continuing Appropriations

Allotments/Sub-Allotments Reference			Funding Source		Allotments/Sub-Allotments received from CO/ROs/OUs					Sub-Allotments to ROs/OUs				Total Allotments/Net of Sub-allotments					
No.	Number	Date	Description	UACS Code	PS	MOOE	FinEx	CO	Sub-Total	PS	MOOE	FinEx	CO	TOTAL	PS	MOOE	FinEx	CO	TOTAL
1	2	3	4	5	6	7	8	9	10=(6+7+8+9)	11	12	13	14	15=	16=(6+11)	17=(7+12)	18=(8+13)	19=(9+14)	20=
A. Allotments received from DBM																			
1	COMPREHENSIVE RELEASE PER ANNEX A AND A-1 OF NRC NO. 578	2020-01-15	Specific Budgets of National Government Agencies	101101	143,301,000.00	23,386,000.00	0.00	8,370,000.00	175,057,000.00	0.00	0.00	0.00	0.00	0.00	143,301,000.00	23,386,000.00	0.00	8,370,000.00	175,057,000.00
2	COMPREHENSIVE RELEASE THROUGH GARO/SARO	2020-01-14	Retirement and Life Insurance Premiums	104102	8,687,000.00	0.00	0.00	0.00	8,687,000.00	0.00	0.00	0.00	0.00	0.00	8,687,000.00	0.00	0.00	0.00	8,687,000.00
3	NEGATIVE GARO	2020-04-02	Retirement and Life Insurance Premiums	104102	(6,487,000.00)	0.00	0.00	0.00	(6,487,000.00)	0.00	0.00	0.00	0.00	0.00	(6,487,000.00)	0.00	0.00	0.00	(6,487,000.00)
4	SARO-BMB-D-20-0000118	2020-01-22	Miscellaneous Personnel Benefits Fund	101406	4,003,870.00	0.00	0.00	0.00	4,003,870.00	0.00	0.00	0.00	0.00	0.00	4,003,870.00	0.00	0.00	0.00	4,003,870.00
5	SARO-BMB-D-20-0000143	2020-01-27	Pension and Gratuity Fund	101407	2,698,213.00	0.00	0.00	0.00	2,698,213.00	0.00	0.00	0.00	0.00	0.00	2,698,213.00	0.00	0.00	0.00	2,698,213.00
6	SARO-BMB-D-20-0001838	2020-05-20	Miscellaneous Personnel Benefits Fund	101406	3,123,000.00	0.00	0.00	0.00	3,123,000.00	0.00	0.00	0.00	0.00	0.00	3,123,000.00	0.00	0.00	0.00	3,123,000.00
7	SARO-BMB-D-20-0001839	2020-05-20	Retirement and Life Insurance Premiums	104102	320,000.00	0.00	0.00	0.00	320,000.00	0.00	0.00	0.00	0.00	0.00	320,000.00	0.00	0.00	0.00	320,000.00
8	SARO-BMB-D-20-0000836	2020-05-20	Pension and Gratuity Fund	101407	2,698,213.00	0.00	0.00	0.00	2,698,213.00	0.00	0.00	0.00	0.00	0.00	2,698,213.00	0.00	0.00	0.00	2,698,213.00
9	SARO-BMB-D-20-0013184	2020-06-30	Specific Budgets of National Government Agencies	101101	0.00	(175,800.00)	0.00	(3,000,000.00)	(3,175,800.00)	0.00	0.00	0.00	0.00	0.00	0.00	(175,800.00)	0.00	(3,000,000.00)	(3,175,800.00)
10	SARO-BMB-D-20-0014202	2020-10-23	Pension and Gratuity Fund	101407	2,761,285.00	0.00	0.00	0.00	2,761,285.00	0.00	0.00	0.00	0.00	0.00	2,761,285.00	0.00	0.00	0.00	2,761,285.00
11	SARO-BMB-D-20-0014326	2020-07-23	Retirement and Life Insurance Premiums	104102	(167,061.00)	0.00	0.00	0.00	(167,061.00)	0.00	0.00	0.00	0.00	0.00	(167,061.00)	0.00	0.00	0.00	(167,061.00)
	Sub-Total				160,938,520.00	23,210,400.00	0.00	5,370,000.00	189,518,920.00	0.00	0.00	0.00	0.00	0.00	160,938,520.00	23,210,400.00	0.00	5,370,000.00	189,518,920.00
Total Allotments					160,938,520.00	23,210,400.00	0.00	5,370,000.00	189,518,920.00	0.00	0.00	0.00	0.00	0.00	160,938,520.00	23,210,400.00	0.00	5,370,000.00	189,518,920.00

Certified Correct:  
  
 MARIE VIC L. SISON  
 Admin Officer II - Acting Budget Officer  
 Date: 2020-10-31 10:11:44.0

Certified Correct:  
  
 BRYAN JOSEPH C. RODRIGUEZ  
 Accountant  
 Date: 2020-10-31 10:11:44.0

Recommending Approval:  
  
 MARC ALEXIS M. ARABE  
 Chief Admin Officer  
 Date: 2020-10-31 13:21:

Approved By:  
  
 ELPIDIO J. VEGA  
 Government Corporate Counsel  
 Date: 2020-10-31 13:40: